

Applications

Make	Model	Year	Type
Renault	Twingo II	2007-2010	16V Quickshift Turbo 16V GT Gordini / 100
	Clio	2001-2016	
	Kangoo	2000-2009	
	Modus/Grand Modus	2004-2013	
	Symbol	2008-2013	
	Thalia	2001-2013	
	Twingo / II	2000-2014	
	Wind	2010-2014	

Engine Code

1.2	D7F 746, D7F 800, D4F 706, D4F 712, D4F 714, D4F 722, D4F 728, D4F 740 D4F 764, D4F 716, D4F 730, D4F 702, D4F 708, D4F 772, D4F 784, D4F 780 D4F 782
-----	---

Our products are designed to be used correctly and with care for the purpose for which they are intended. No liability is accepted by Sonic for incorrect use of any of our products, and Sonic cannot be held responsible for any damage to personnel, property or equipment when using the tools. Incorrect use will also invalidate the warranty.

If applicable, the applications database and any instructional information provided has been designed to offer general guidance for a particular tool's use and while all attention is given to the accuracy of the data no project should be attempted without referring first to the manufacturer's technical documentation (workshop or instruction manual) or the use of a recognised authority such as Autodata.

It is our policy to continually improve our products and thus we reserve the right to alter specifications and components without prior notice. It is the responsibility of the user to ensure the suitability of the tools and information prior to their use.



Instructions

Engine Timing kit
Renault Petrol - 1.2



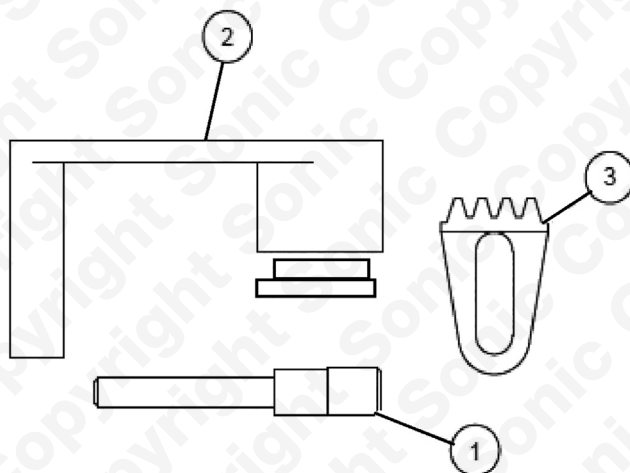
829059 - Engine Timing kit

Description:

The 829059 has been specifically assembled to provide the essential tools for belt replacement on the Renault 1.2 petrol engines.

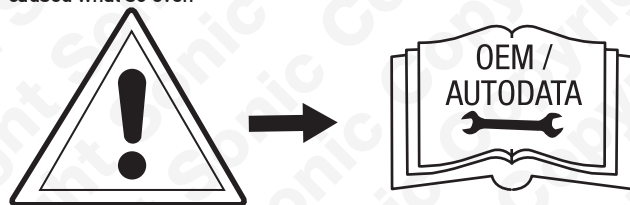
Components

Ref	Comp	OEM	Description
1	4880095	MOT 1054	Flywheel Locking Pin
2	4880103	MOT 1386	Tensioning Tool
3	4880307	MOT 582-01	Flywheel Locking Tool



Instructions

The following instructions are for guidance only. Please refer to OEM derived data such as the vehicles manufactures own data or Autodata. The use of these engine timing tools is purely down to the user's discretion and Sonic cannot be held responsible for any damage caused what so ever.

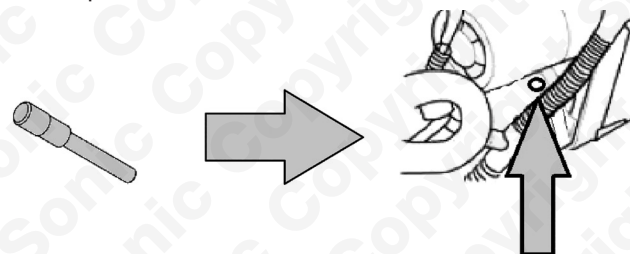


Instructions

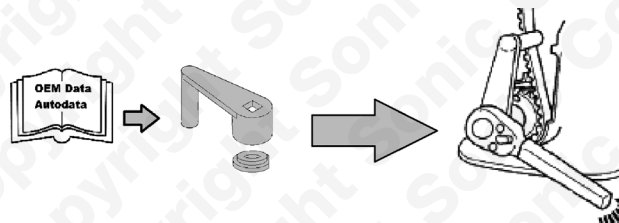
Components 1 - Flywheel Locking Pin

Component 1 - used to lock the flywheel in its timed position.

NB: do not tighten or loosen the crankshaft pulley against this tool.
Use component 3.



Component 2 - Tensioning Tool



Component 3 - Flywheel Locking Tool

