

Applications

Make	Model	Year
Audi	A1	2010-2015
	A3	2007-2013
	A3 Cabrio	2010-2013
	S1	2012-2014
Seat	Alhambra	2010-2015
	Altea/Altea XL	2008-2015
	Cordoba	2006-2008
	Ibiza IV	2006-2009
	Ibiza V	2008-2015
	Leon	2007-2013
	Toledo III	2007-2009
	Toledo IV	2012-2015
Skoda	Fabia II	2007-2015
	Octavia II	2004-2013
	Praktik	2010-2015
	Rapid	2012-2015
	Rapid Spaceback	2013-2015
	Roomster	2006-2015
	Superb II	2008-2015
	Yeti	2009-2014
Volkswagen	Beetle	2011-2015
	Caddy/ Maxi	2010-2015
	CC	2012-2015
	Eos	2006-2015
	Golf Plus	2005-2009
	Golf Plus	2009-2014
	Golf V	2003-2009
	Golf VI	2009-2013
	Golf VI Cabrio	2011-2015
	Jetta III	2005-2011
	Jetta IV	2011-2014
	Passat	2005-2014
	Polo IV	2001-2009
	Polo V	2009-2014
	Scirocco	2008-2014
	Sharan	2010-2015
	Tiguan	2007-2015

Engine Code

1.2	CBZA, CBZB, CBZC
1.4	AXU, BKG, BLG, BLN, BMY, BWK, CAVA, CAVB, CAVC, CAVD, CAVE, CAVF, CAVG, CAXA, CAXC, CDGA, CKMA, CMSA, CMSB, CTHA, CTHB, CTHC, CTHD, CTHE, CTHF, CTHG, CTJB, CTJC
1.6	BAG, BLF, BTS, CNKA

Our products are designed to be used correctly and with care for the purpose for which they are intended. No liability is accepted by Sonic for incorrect use of any of our products, and Sonic cannot be held responsible for any damage to personnel, property or equipment when using the tools. Incorrect use will also invalidate the warranty.

If applicable, the applications database and any instructional information provided has been designed to offer general guidance for a particular tool's use and while all attention is given to the accuracy of the data no project should be attempted without referring first to the manufacturer's technical documentation (workshop or instruction manual) or the use of a recognised authority such as Autodata.

It is our policy to continually improve our products and thus we reserve the right to alter specifications and components without prior notice. It is the responsibility of the user to ensure the suitability of the tools and information prior to their use.



Instructions

Engine Timing Kit

VAG Petrol FSI/TSi -1.2, 1.4



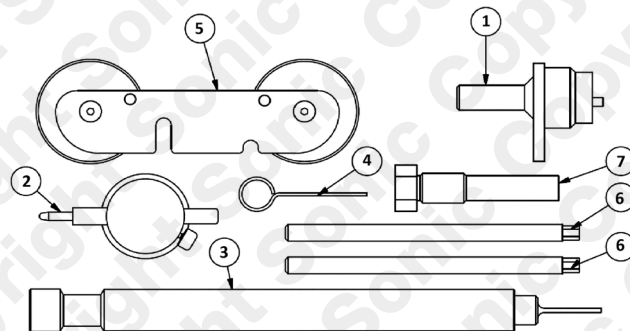
829071 - Engine Timing Kit

Description:

The 829071 kit provides the essential timing tools required when removing the camshaft drive chains on the 1.2 and 1.4 FSi/TFSi petrol engines found across the VAG ranges from as early as 2003 to 2015. The kit also includes 2 alignment pins used to help align the supercharger on the engines equipped with a supercharger.


Components

Ref	Comp	OEM	Description
1	4880262	T10414	Camshaft Alignment Tool (1.2)
2	4880123	VAS 6079	DTI (Dial test Indicator)
3	4880133	T10170	TDC Indicator Adaptor
4	4880144	T40011	Cam Chain Tensioner Pin
5	4880159	T10171//T10171A	Camshaft Alignment Tool (1.4/1.6)
6	4880198	T10341	Supercharger Guide Pins
7	4880199	T10340	Crankshaft Alignment Pin (1.2/1.4)

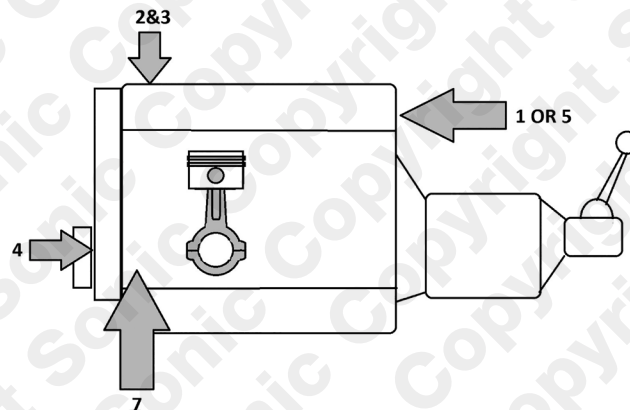


Instructions

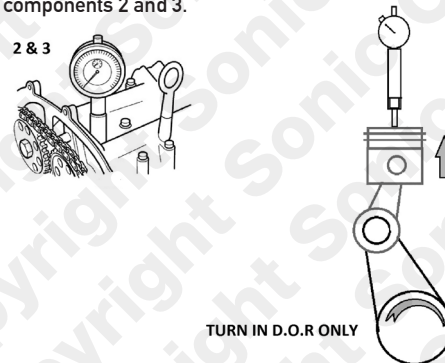
The following instructions are for guidance only. Please refer to OEM derived data such as the vehicles manufactures own data or Autodata. The use of these engine timing tools is purely down to the user's discretion and Sonic cannot be held responsible for any damage caused what so ever.



Instructions

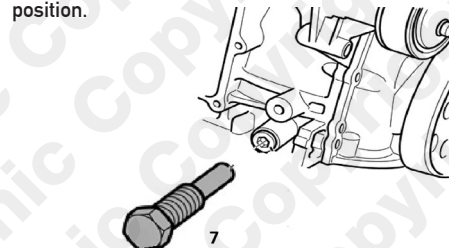


NOTE: Align the crankshaft with number 1 cylinder at top dead centre using components 2 and 3.

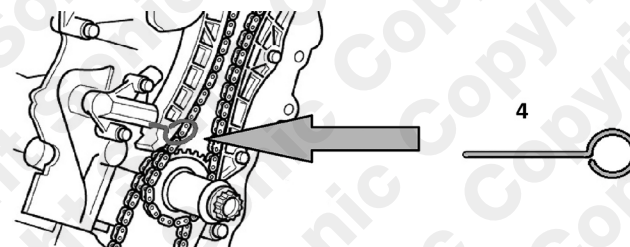


TURN IN D.O.R ONLY

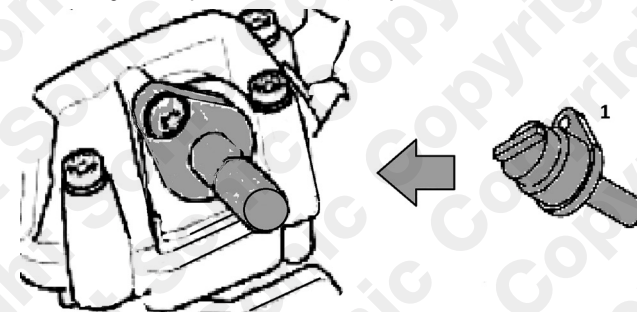
1.2 & 1.4 engines only, use pin 7 to lock the crankshaft in its times position.



Retract the chain tensioner and fit pin 4 to lock the tensioner

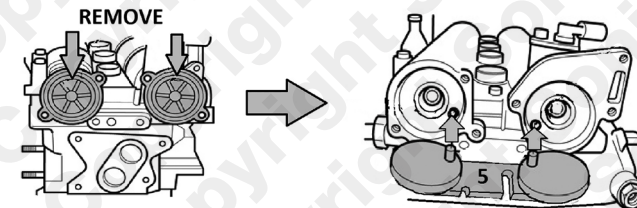


For 1.2 engines only lock the camshaft in position with tool 1.



Warning: do not use 1 as a holding tool when loosening or tightening the camshaft sprocket.

For twin cam 1.4/1.6 engines use tool 5 to align the cams
Warning: do not use 5 as a holding tool when loosening or tightening the camshaft sprockets.



On supercharged models use pins 6 in place of mounting bolts (A) to help guide the charger down and back up again.

