

Applications

Make	Model	Year	Type
Audi	A3/A3 Sportback	2003-2009	FSI TFSI S FR FSI
	A4	2004-2008	
	A4 Cabrio	2005-2009	
	A4 Quattro	2004-2008	
	A6	2005-2011	
	S3	2006-2013	
Seat	Altea/Altea XL	2004-2009	TFSI TFSI FR (Cupra) TFSI Cupra R TFSI Cupra R310
	Leon	2005-2013	
	Toledo	2004-2009	
	Exeo	2009-2011	
Skoda	Octavia II	2004-2009	VRS
Volkswagen	Eos	2006-2010	GTI 30
	Golf Plus	2005-2009	GTI Pirelli
	Golf V	2004-2008	GTI FSI
	Golf VI	2011-2013	GTI TSI 35
	Golf VI Cabrio	2013-2015	R
	Jetta	2005-2009	R WRC Street
	Passat	2005-2010	
	Polo	2013-2014	
	Scirocco	2009-2016	
	Touran	2003-2009	

Engine Code

2.0

AWA, AXW, AXX, BGB, BHD, BHZ, BLR, BLX, BLY, BMB, BPG, BPJ, BPY, BUL, BVX, BVY, BVZ, BWA, BWE, BWJ, BWT, BYD, BYK, BZC, CDLA, CDLB, CDLC, CDLD, CDLF, CDLG, CDLJ, CDLK, CDMA

Our products are designed to be used correctly and with care for the purpose for which they are intended. No liability is accepted by Sonic for incorrect use of any of our products, and Sonic cannot be held responsible for any damage to personnel, property or equipment when using the tools. Incorrect use will also invalidate the warranty.

If applicable, the applications database and any instructional information provided has been designed to offer general guidance for a particular tool's use and while all attention is given to the accuracy of the data no project should be attempted without referring first to the manufacturer's technical documentation (workshop or instruction manual) or the use of a recognised authority such as Autodata.

It is our policy to continually improve our products and thus we reserve the right to alter specifications and components without prior notice. It is the responsibility of the user to ensure the suitability of the tools and information prior to their use.



Instructions

Engine Timing Kit VAG Petrol FSI/TFSi - 2.0



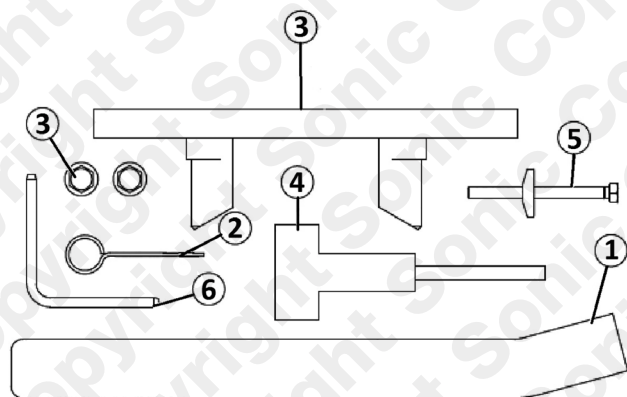
829073 - Engine Timing Kit

Description:

The 829073 kit provides the essential camshaft timing tools required when removing the camshaft drive chain in the cylinder head of the 2.0 TFSi and FSi petrol engines found across the VAG ranges. These engines use a Belt to drive one camshaft and a chain in the rear of the head to drive the second camshaft.


Components

Ref	Comp	OEM	Description
1	4880017	T10020/V.159	Tensioner Wrench (2 pin)
2	4880144	T40011	Tensioner Locking Pin
3	4880153	T10252	Camshaft Alignment Bridge
4	4880154	3366	Chain Tensioner Retainer
5	4880155	T10092	Screw For 4
6	4880157	T10060/A	Auxiliary Crive Belt Tensioner Pin

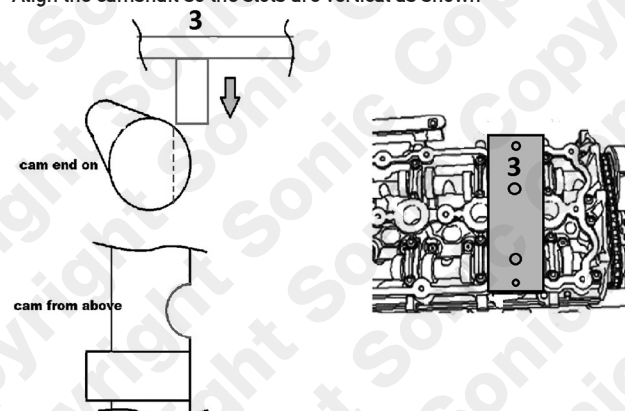


Instructions

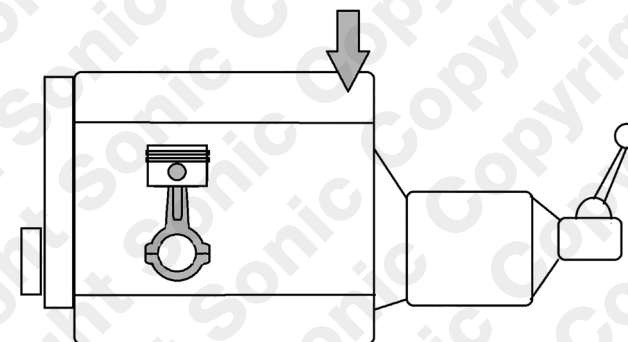
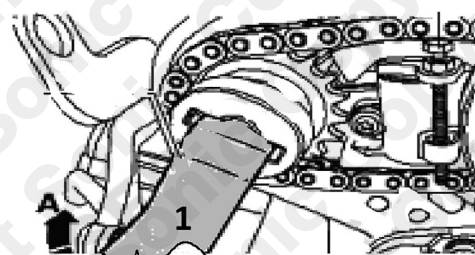

The following instructions are for guidance only. Please refer to OEM derived data such as the vehicles manufactures own data or Autodata. The use of these engine timing tools is purely down to the user's discretion and Sonic cannot be held responsible for any damage caused what so ever.



NOTE: Align the crankshaft according to manufacturer's instructions
Align the camshaft so the slots are vertical as shown



Component 1 can be used to tension the cam belt and turn the camshaft to ease fitting of component 3 above.



Use 4 or 5 as appropriate to compress the chain tensioner in the cylinder head.

