

ART NO. 829129



Engine Timing Tool Kit

Audi RS3 Q3 TT 2.5 Petrol TFSi

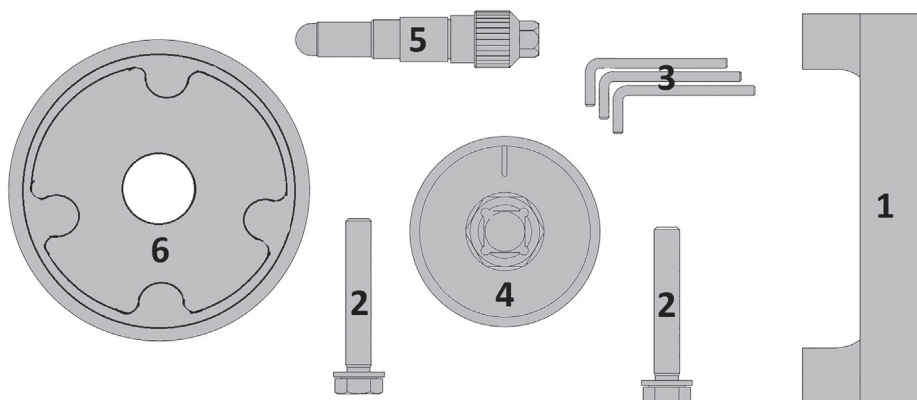


WWW.SONIC-EQUIPMENT.COM

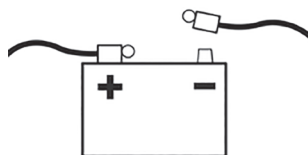
Description

The 829129 timing tool kit provides the essential camshaft, crankshaft setting tools and camshaft adjuster holding tool to allow replacement of the camshaft drive chains on the 2.5 TFSi 5 cylinder petrol engines found in the Audi TT and RS3 models.

Plan Layout



Ref	Code	OEM	Description
1	4880160	T40070	Camshaft Locking Tool
2	4880212		M8 x 50mm Bolts x 2
3	4880274	T03006	Tensioner Locking Pins
4	4880400	T03003	Crankshaft Pulley Bolt Adaptor
5	4880161	T40069	Crankshaft Alignment Pin
6	4880399	T40079	Camshaft Adjuster Holding Tool



The following instructions are for guidance only. Please refer to OEM derived data such as the vehicle manufacturers' own data or Autodata.

The use of these engine timing tools is purely down to the user's discretion and Sonic Equipment cannot be held responsible for any damage caused what so ever.

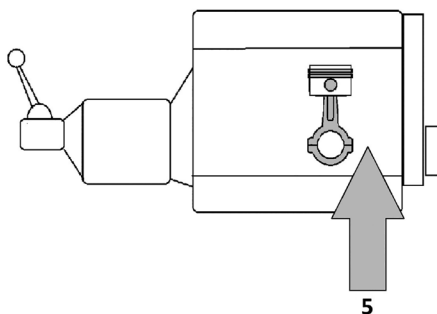
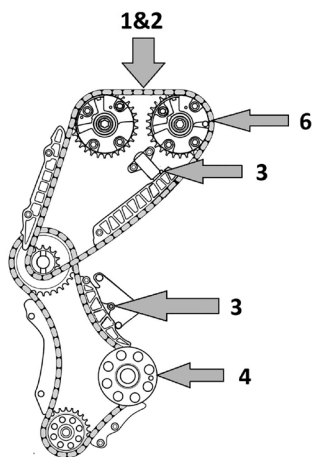
Applications

Make	Model	Year	Type
Audi	RS Q3	2013-2016	TFSI RS PLUS
	RS3	2010-2016	
	TT	2009-2014	

Engine Size	Engine Code
2.5	CZGA, CZGB, CAPA, CAPB, CTSA

Instructions

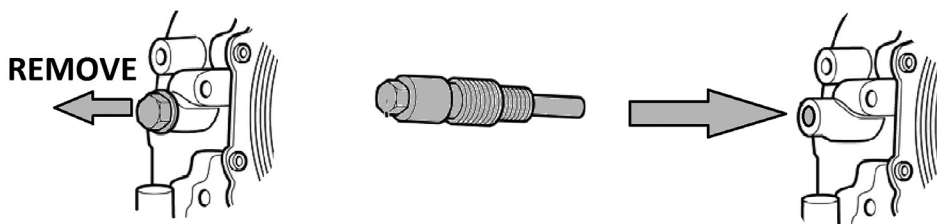
Align engine at TDC cylinder number 1.



Components 4: Crankshaft Pulley Bolt Adaptor:

4 is used to turn the crankshaft when the front pulley has been removed.

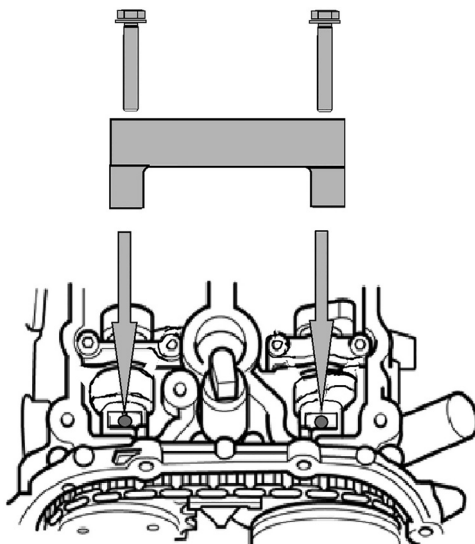
Components 5: Crankshaft Alignment Pin:



Instructions

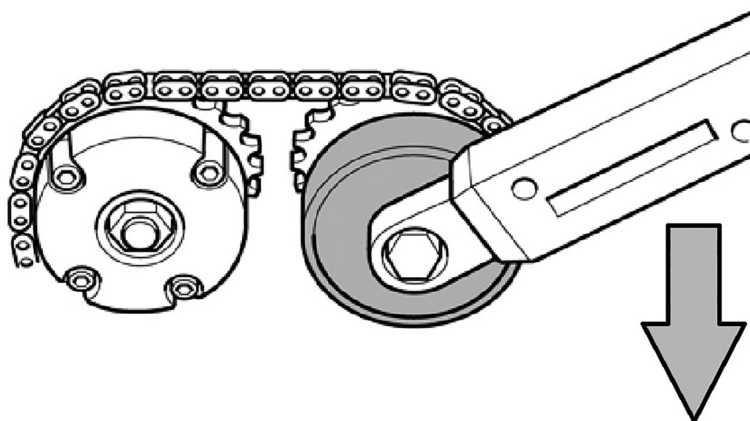
Components 1 & 2: Camshaft Locking Tool:

Ensure the flats on the camshafts face upwards at TDC on cylinder number 1.



Component 6: Camshaft Adjuster Holding Tool:

6 is used to preload the timing chain with a torque wrench prior to tightening the camshaft pulleys. Refer to OEM data or Autodata for the torque figures required to preload the chain.



Our products are designed to be used correctly and with care for the purpose for which they are intended. No liability is accepted by Sonic Equipment for incorrect use of any of our products, and Sonic Equipment cannot be held responsible for any damage to personnel, property or equipment when using the tools. Incorrect use will also invalidate the warranty.

If applicable, the applications database and any instructional information provided has been designed to offer general guidance for a particular tool's use and while all attention is given to the accuracy of the data no project should be attempted without referring first to the manufacturer's technical documentation (workshop or instruction manual) or the use of a recognised authority such as Autodata.

It is our policy to continually improve our products and thus we reserve the right to alter specifications and components without prior notice. It is the responsibility of the user to ensure the suitability of the tools and information prior to their use.