

Applications

Make	Model	Year	Type
Citroen	C1 II	2014-2016	e-THP e-VTi THP VTi PureTech
	C3 III	2012-2016	
	C3 Picasso	2014-2016	
	C4 Cactus	2014-2016	
	C4 II	2014-2016	
	C-Elysee	2012-2016	
	DS3/DS3 Cabrio	2013-2015	
Peugeot	DS4	2014-2015	
	108	2014-2016	
	2008	2013-2016	
	208	2012-2016	
	3008	2014-2016	
	301	2012-2015	
	308	2013-2016	
	5008	2014-2016	

Engine Code	
1.0	ZMF (EBD), EBD (ZMZ), EBOF (ZMZ)
1.2	EB2F, EB2 (HMV), EB2 (HMZ), EB2D (HMT), EB2DT (HNZ), EB2DTS (HNY), EB2F, EB2F (HMZ), EB2M (HMY), EB2M (HMT), HMT (EB2D), HMY (EB2D), HMY (EB2M), HMY (EB2M), HMY (EB2), HMY (EB2F), HNY (EB2DTS), HNZ (EB2DT)

Our products are designed to be used correctly and with care for the purpose for which they are intended. No liability is accepted by Sonic for incorrect use of any of our products, and Sonic cannot be held responsible for any damage to personnel, property or equipment when using the tools. Incorrect use will also invalidate the warranty.

If applicable, the applications database and any instructional information provided has been designed to offer general guidance for a particular tool's use and while all attention is given to the accuracy of the data no project should be attempted without referring first to the manufacturer's technical documentation (workshop or instruction manual) or the use of a recognised authority such as Autodata.

It is our policy to continually improve our products and thus we reserve the right to alter specifications and components without prior notice. It is the responsibility of the user to ensure the suitability of the tools and information prior to their use.



Instructions

Engine Timing Kit
PSA Petrol 3 Cylinder -1.0, 1.2



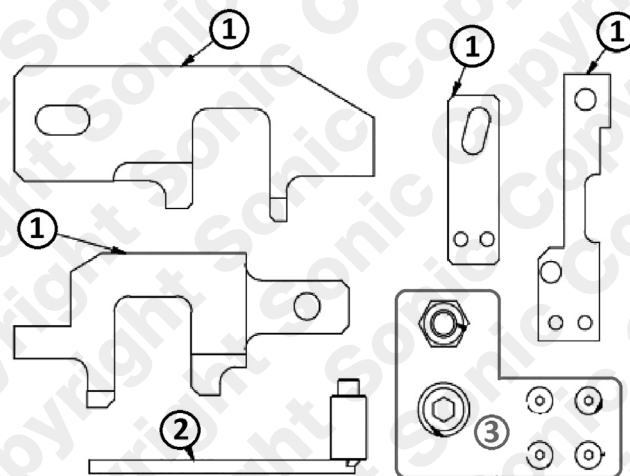
829036 - Engine Timing Kit

Description:

The 829036 has been developed for the latest generation of Citroen/ Peugeot 1.0lt and 1.2lt 3 cylinder petrol engines
The 829036 engine timing kit has been designed to hold the cam shafts and crankshaft in their timed position during belt replacement.
The 829036 is made up of a 2 piece camshaft locking bridge and 1 piece crankshaft setting pin.


Components

Ref	Comp	OEM	Description
1	4880300	0109-2A	Camshaft Alignemtn Bridge Assembly
2	4880303	0109-2B	Crankshaft Alignment Pin
3			Fixing For 1.



Instructions

The following instructions are for guidance only. Please refer to OEM derived data such as the vehicles manufactures own data or Autodata.
The use of these engine timing tools is purely down to the user's discretion and Sonic cannot be held responsible for any damage caused what so ever.

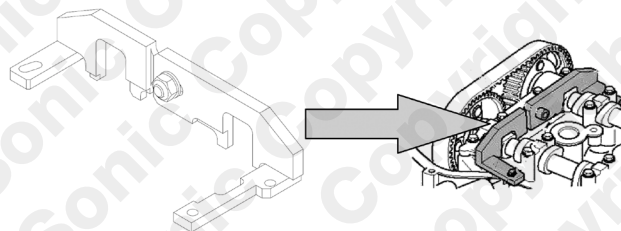


Instructions

Component Descriptions:

Component 1/3 - Camshaft Alignment Assembly

Assemble the Camshaft timing tool (1) and fit on the camshafts as shown.



Component 2 - Crankshaft Alignment Pin

Crankshaft timing pin – insert in to flywheel

