

Applications

Make	Model	Year
1 Series	130i	2005-2012
	135i	2007-2014
	125i	2007-2014
	M Coupe	2011-2012
	M135i	2012-2015
2 Series	M235i/xDrive	2015-2016
3 Series	325i	2005-2014
	330i	2005-2014
	323i	2005-2011
	335i	2006-2015
	335i/xDrive	2012-2016
	ActiveHybrid 3	2012-2015
4 Series	435i/xDrive	2013-2016
5 Series	530i/Xi/xDrive	2005-2013
	523i	2005-2011
	525i/Xi/xDrive	2005-2010
	528i	2010-2011
	ActiveHybrid 5	2011-2016
6 Series	535i/xDrive/GT	2009-2016
	630i	2004-2011
7 Series	640i/xDrive	2011-2016
	730i	2005-2012
	740i/xDrive	2008-2015
X1	ActiveHybrid 7	2011-2015
	xDrive28i	2009-2011
X3	xDrive25i	2010-2011
	X3 si	2006-2008
	xDrive28i	2001-2013
	xDrive35i	2011-2016
	xDrive 25i	2008-2010
X4	xDrive 30i	2008-2010
	xDrive35i	2014-2016
X5	X5 si	2006-2008
	xDrive35i	2010-2016
	xDrive 30i	2008-2010
X6	xDrive40i	2012-2013
	xDrive35i	2008-2016
Z4	xDrive40i	2012-2014
	Z4 si	2006-2009
	sDrive23i	2009-2011
	sDrive30i	2009-2011
	sDrive35i/is	2009-2016

Engine Code	
2.5	N52 B25A, N52K B25AF, N52K B25AF/01, N52K B25AE, N52K B25BE, N52K B25U1, N53 B25A, N52 B25O2, N52K B25A, N52 B25AE, N52K B25A/01, N52 B25AF
3.0	N52 B30A, N52K B30AF, N54 B30A/AA, N52K B25A, N52K B30AE, N55 B30M0, N54 B30T0, N52 B30, N55 B30A/00, N55 B30A, N52 B30AF, N53 B30A, N53 B30A/00, N55 B30M0, N52 B3001, N52K B30A, N53 B30U0, N53 B3000, N55 B3000, N52 B3002, N55 B30A/M0, N54 B30A, N52 B30A/00, N52 B30AF/02, N52K B30A/01, N52 B30U1, N55, N54 B30A/T0

WWW.SONIC-EQUIPMENT.COM

ART NO. 829028

sonic

equipment

Our products are designed to be used correctly and with care for the purpose for which they are intended. No liability is accepted by Sonic for incorrect use of any of our products, and Sonic cannot be held responsible for any damage to personnel, property or equipment when using the tools. Incorrect use will also invalidate the warranty.

If applicable, the applications database and any instructional information provided has been designed to offer general guidance for a particular tool's use and while all attention is given to the accuracy of the data no project should be attempted without referring first to the manufacturer's technical documentation (workshop or instruction manual) or the use of a recognised authority such as Autodata.

It is our policy to continually improve our products and thus we reserve the right to alter specifications and components without prior notice. It is the responsibility of the user to ensure the suitability of the tools and information prior to their use.

WWW.SONIC-EQUIPMENT.COM

Instructions

Engine Timing Kit

BMW Petrol N51, 52, 53, 54 - 2.3, 2.5, 2.8, 3.0 6 cylinder



WWW.SONIC-EQUIPMENT.COM

829028 - Engine Timing Kit

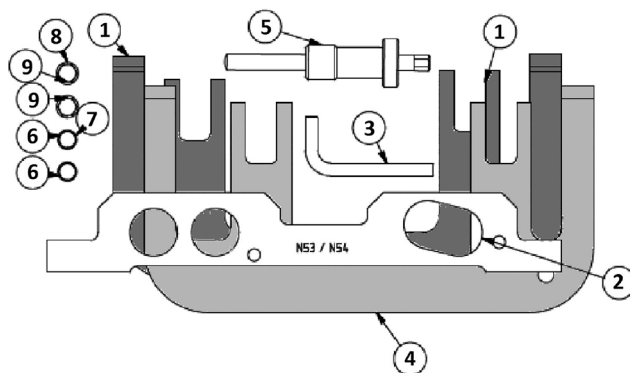
Description:

The 829028 has been developed to allow the camshafts, VANOS units and crankshaft to be locked in their timed position on the applications listed below.

Applications: BMW

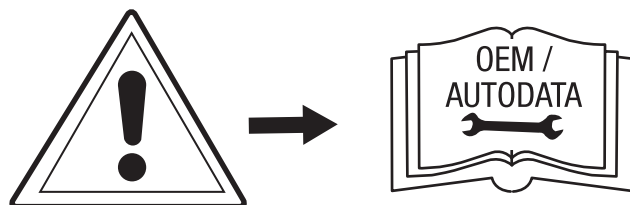
Components

Ref	Comp	OEM	Description
1	4880259	11 4 280, 11 4 281, 11 4 282, 11 4 283, 11 4 285	Camshaft Alignment Plate (N51, N52 & N55)
2	4880260	11 4 290, 11 8 520	Vanos Fixing Plate (N51, N52, N53 & N54)
3	4880059	11 0 300	Flywheel Setting Pin
4	4880261	11 4 280, 11 4 281, 11 4 283	Camshaft Alignment Plate (N53 & N54)
5	4880026	11 9 340	Cam Chain Pre-Tensioner Tool
6	4880028		M6 x 30 Hex Head Set Screw x2
7	4880010		M6 Washers x2
8	4880047		M8 Washers x2
9	4880211		M7 x 20 Set Screws x2

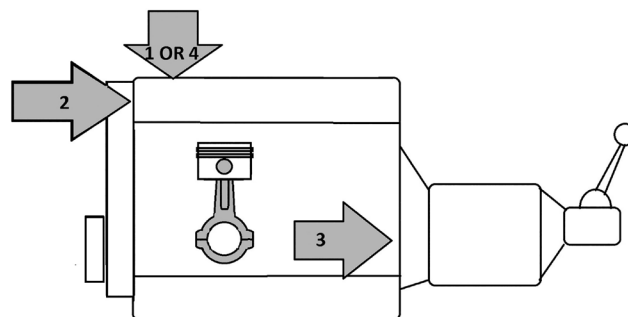


Instructions

The following instructions are for guidance only. Please refer to OEM derived data such as the vehicles manufactures own data or Autodata. The use of these engine timing tools is purely down to the user's discretion and Sonic cannot be held responsible for any damage caused what so ever.



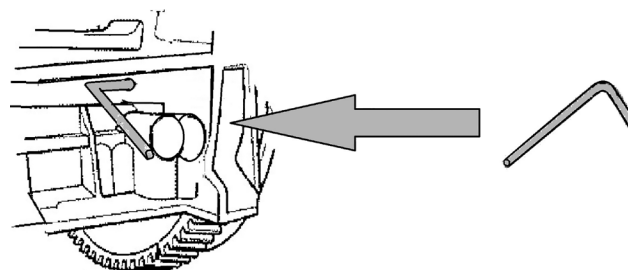
Instructions



Component 3 - Crankshaft Locking Pin

Component 3 is used to lock the flywheel with the crankshaft at TDC number 1 cylinder.

NB: do not tighten or loosen fixings against component 3.

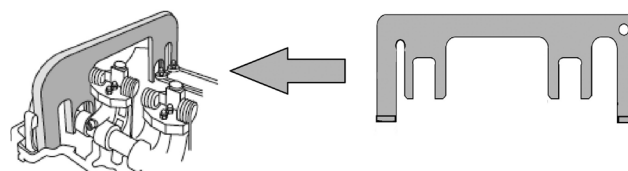


Component 1 & 4 - Camshaft Allignment Tool

Component 1 & 4 are used to align the camshafts as shown with the engine set at TDC.

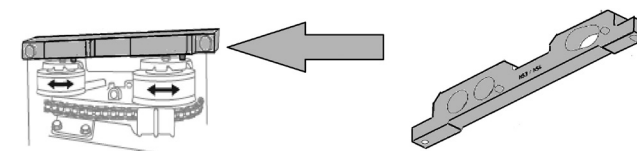
Component 1 is used on N51, N52 and N55 engines.

Component 4 is used on N53 and N54 engines.



Component 2 - Vanos Sensor Alignment Tool

Component 2 is designed to align the VANOS sensor to ensure the VANOS system will function correctly.



Component 5 - Chain Tensioner Pre-Load Tool

Component 5 is provided to allow the user to release the tension on the camshaft chain tensioner which is particularly required when

- Removing or replacing the Cam chain