

Applications

Make	Model	Year	Types
Chrysler	Delta	2011-2014	140 M-Air Turbo MultiAir 140
	Bravo	2010-2015	Turbo MultiAir MultiAir 135 Turbo
Fiat	Punto	2012-2014	Turbo MultiAir 135 MultiAir 105
	Punto Evo	2009-2012	Turbo MultiAir 163 MultiAir 163 Turbo
Alfa Romeo	Giulietta	2010-2016	MultiAir 170 Turbo Abarth
	MiTo	2009-2016	Abarth Esseeesse Turbo MultiAir 170
Lancia	Delta	2010-2015	

Engine Code

1.4	198A7.000, 955A2.000, 955A6.000, 955A8.000, 940A2.000, 955A7.000
-----	--

Our products are designed to be used correctly and with care for the purpose for which they are intended. No liability is accepted by Sonic for incorrect use of any of our products, and Sonic cannot be held responsible for any damage to personnel, property or equipment when using the tools. Incorrect use will also invalidate the warranty.

If applicable, the applications database and any instructional information provided has been designed to offer general guidance for a particular tool's use and while all attention is given to the accuracy of the data no project should be attempted without referring first to the manufacturer's technical documentation (workshop or instruction manual) or the use of a recognised authority such as Autodata.

It is our policy to continually improve our products and thus we reserve the right to alter specifications and components without prior notice. It is the responsibility of the user to ensure the suitability of the tools and information prior to their use.



Instructions

Engine Timing Kit  
Fiat MultiAir petrol - 1.4



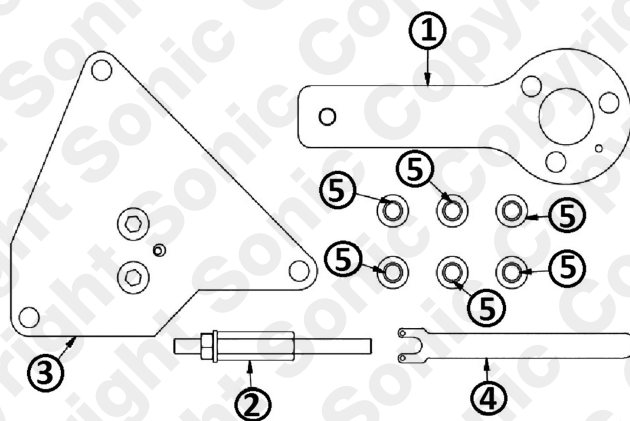
## 829020 - Engine Timing Kit

### Description:

The 829020 has been developed to lock the cam and crankshaft in position to allow the removal and replacement of the timing belt fitted to the current generation 1.4 Fiat MultiAir engines.


## Components

Ref	Comp	OEM	Description
1	4880006	2 000 004 500	Crankshaft Alignment Tool
2	4880137	2 190 754 200	Stud Assembly For Above
3	4880263	2 000 034 400	MultiAir Camshaft Locking Tool Assembly
4	4880184	1 860 987 000	Tensioner Wrench
5			M8 x 20 Socket Head Screw

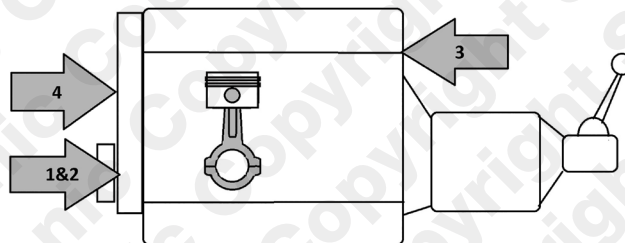


## Instructions

The following instructions are for guidance only. Please refer to OEM derived data such as the vehicles manufactures own data or Autodata. The use of these engine timing tools is purely down to the user's discretion and Sonic cannot be held responsible for any damage caused what so ever.



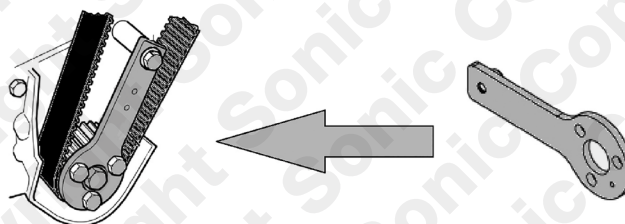
## Instructions



- Align all timing marks as described by OEM instructions with cylinder number 1 at TDC.


Components 1&2 - Crankshaft Alignment Tool

Components 1&2 are used to lock the crankshaft in its timed position. They fits to the crankshaft after the front pulley has been removed.



Component 3 - Camshaft Locking tool

Component 1 bolts on to the cylinder head at the gearbox end of the engine to lock the end of the camshaft in it timed position.



Component 4 - Tension Wrench

Used to adjust the camshaft drive belt tension by turning the tensioner.

