


ART NO. 829130



Flywheel & Front Pulley Locking Tool Set

Renault | Nissan

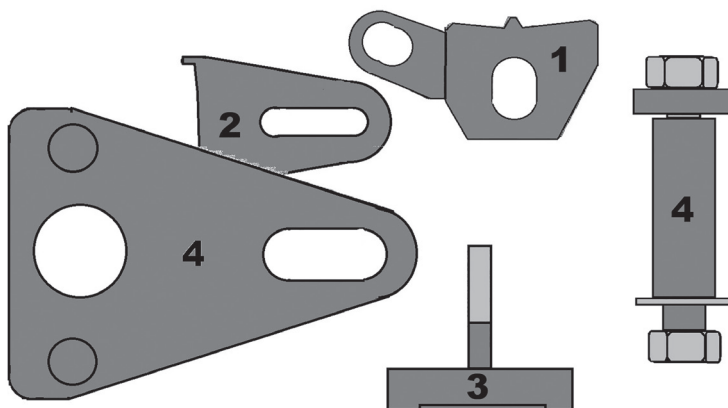


WWW.SONIC-EQUIPMENT.COM

Description

The 829130 has been developed to provide a locking solution for the flywheel and front pulley on the Renault engines listed below. The kit also provides the primary tools required for timing chain replacement on the Renault twin cam 1.4, 1.6, 2.0, 2.5 and 3.5 litre petrol engines.

Plan Layout



Ref	Code	OEM	Description
1	4880403	MOT 919-02	Flywheel Locking Tool Assembly
2	4880402	MOT 1431	Flywheel Locking Tool Assembly
3	4880414	MOT 1716	Cover/Sump/Joint Separator Tool
4	4880401	MOT 2019, MOT 1789	Crankshaft Pulley Holding Tool



The following instructions are for guidance only. Please refer to OEM derived data such as the vehicle manufacturers' own data or Autodata.

The use of these engine timing tools is purely down to the user's discretion and Sonic Equipment cannot be held responsible for any damage caused what so ever.

Applications

Make	Model	Year	Type
Renault	Espace V	2015-2016	TCe 130 220 Trophy TCe 16V Flex-Fuel 16V Bio-Ethanol 16V E85 dCi dCi 175 GT dCi CDTi
	Clio	2006-2016	
	Fluence	2009-2015	
	Laguna	2005-2015	
	Latitude	2010-2016	
	Megane	2006-2015	
	Scenic/Grand Scenic	2006-2015	
	Espace/Grand Espace IV	2002-2015	
	Koleos	2008-2016	
	Trafic II	2007-2015	
	Vel Satis	2000-2010	
	Master III	2010-2016	
Nissan	Primastar	2006-2015	
	Qashqai/Qashqai+2	2007-2014	
	X-Trail	2007-2014	
	NP300 Navara	2015-2016	
	NV400	2011-2016	

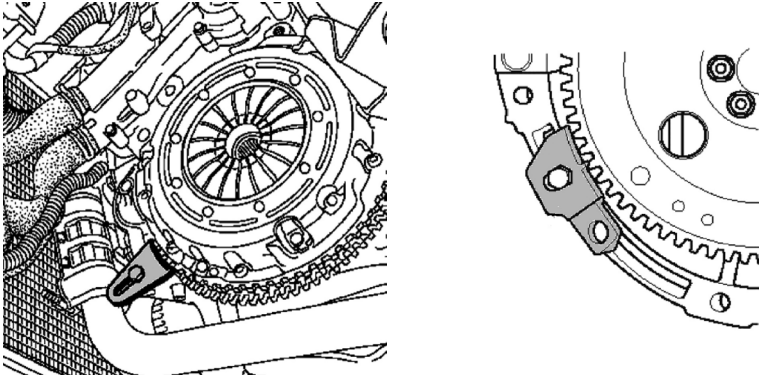
Applications

Engine Size	Engine Code
1.4	H4Jt 700
1.6	M5M 400, M5M, M5M 450
2.0	M4R 700, M4R 701, M4R 714, M4R 750, M4R 751, M4R 752, M4R 753, M4R 737, M4R 704, M4R 726, M4R 730, M4R 735, M4R 746, M4R, M4R 711, M4R 713, M9R 740, M9R 760, M9R 761, M9R 812, M9R 814, M9R 815, M9R 830, M9R 832, M9R 833, M9R 834, M9R 835, M9R 836, M9R 838, M9R 855, M9R 856, M9R 865, M9R 866, M9R 742, M9R 800, M9R 805, M9R 700, M9R 721, M9R 722, M9R 724, M9R 613, M9R 615, M9R 610, M9R 630, M9R 780, M9R 782, M9R 750, M9R 762, M9R 763, M9R 858, M9R 859, M9R 8, M9R 744, M9R 746, M9R 748, M9R 754, M9R 802, M9R 803, M9R 806, M9R 808, M9R 809, M9R 820, M9R 828, M9R 845, M9R 849, M9R 854, M9R 857, M9R 816, M9R 756, M9R 804, M9R 811, M9R 817, M9R 824, M9R 839, M9R 844, M9R 846, M9R 692, M9R 784, M9R 786, M9R 788, M9R
2.3	M9T 670, M9T 672, M9T 676, M9T 678, M9T 680, M9T 686, M9T 690, M9T 692, M9T 694, M9T 696, M9T 698, M9T 700, M9T 702, M9T 870, M9T 880, M9T 890, M9T 896, M9T 898, M9T C6, YS23DDT, YS23DDTT, M9T 706, M9T 708
2.5	2TR 700, 2TR 700, 2TR 702, 2TR 703, 2TR 704, 2TR 705, 2ZV 604, V4U 604, VQ25
3.5	V4Y 711, V4Y 715, V4Y 701, V4Y 713

Instructions

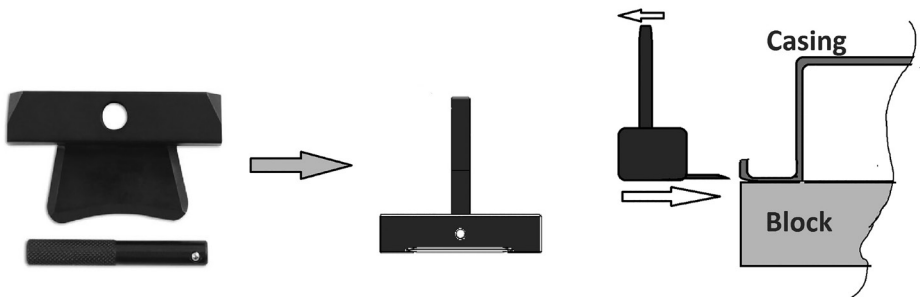
BASIC COMPONENT USE

Components 1 or 2 = Flywheel Locking Tool Assembly



Component 3 = Cover/Sump/Joint Separator Tool

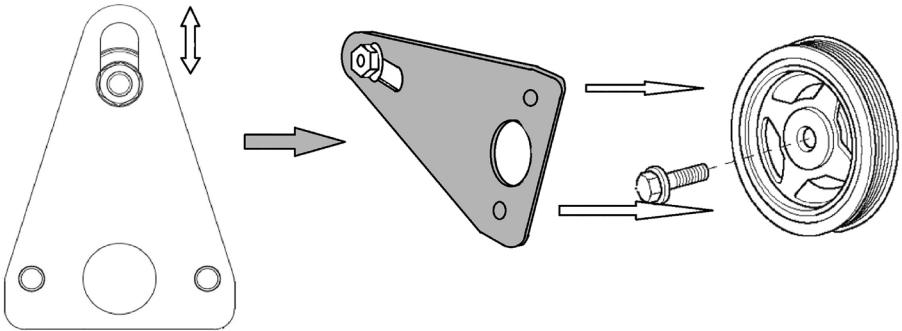
Used to separate the timing cover from the engine casing once the bolts are removed.
Also used as a lever and scraper to remove any sealant residue.
Assemble **3** as shown.



Instructions

Component 4 = Crankshaft Pulley Holding Tool

Used to hold the front engine pulley while loosening and tightening the pulley fixing bolt.



Our products are designed to be used correctly and with care for the purpose for which they are intended. No liability is accepted by Sonic Equipment for incorrect use of any of our products, and Sonic Equipment cannot be held responsible for any damage to personnel, property or equipment when using the tools. Incorrect use will also invalidate the warranty.

If applicable, the applications database and any instructional information provided has been designed to offer general guidance for a particular tool's use and while all attention is given to the accuracy of the data no project should be attempted without referring first to the manufacturer's technical documentation (workshop or instruction manual) or the use of a recognised authority such as Autodata.

It is our policy to continually improve our products and thus we reserve the right to alter specifications and components without prior notice. It is the responsibility of the user to ensure the suitability of the tools and information prior to their use.