

Applications

Make	Model	Year	Type
Seat	Ibiza	2015-2016	EcoFuel Ecomotive GreenTech MPI BlueMotion
	Mii	2012-2016	
Skoda	Citigo	2011-2016	
	Fabia III	2014-2016	
Volkswagen	Up!	2011-2016	

Engine Code

1.0	CHYA, CHYB, CP6A
-----	------------------

Our products are designed to be used correctly and with care for the purpose for which they are intended. No liability is accepted by Sonic for incorrect use of any of our products, and Sonic cannot be held responsible for any damage to personnel, property or equipment when using the tools. Incorrect use will also invalidate the warranty.

If applicable, the applications database and any instructional information provided has been designed to offer general guidance for a particular tool's use and while all attention is given to the accuracy of the data no project should be attempted without referring first to the manufacturer's technical documentation (workshop or instruction manual) or the use of a recognised authority such as Autodata.

It is our policy to continually improve our products and thus we reserve the right to alter specifications and components without prior notice. It is the responsibility of the user to ensure the suitability of the tools and information prior to their use.

ART NO. 829067

sonic
equipment

Instructions

Engine Timing Kit VAG Petrol 3 Cylinder - 1.0



WWW.SONIC-EQUIPMENT.COM

WWW.SONIC-EQUIPMENT.COM

WWW.SONIC-EQUIPMENT.COM

829067 - Engine Timing Kit

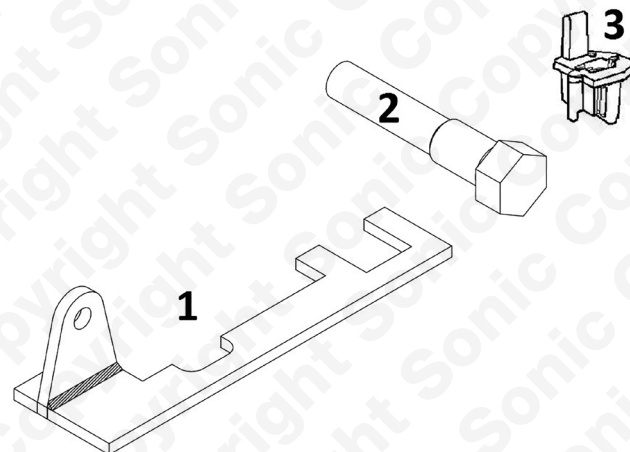
Description:

The 829067 kit has been designed to offer the essential timing tools required for the 1.0lt 3 cylinder VAG engines from 2011 on.

Description: 829067 is a 3 piece kit consisting of the components required to lock the crankshaft, Cam pulleys, Camshafts and crankshaft in their timed positions to allow the removal and replacement of the camshaft timing belt.


Components

Ref	Comp	OEM	Description
1	4880297	T10477	Camshaft Locking Tool
2	4880199	T10340	Crankshaft Locking Pin
3	4880324	T10476	Camshaft Pulley Locking Tool




Instructions

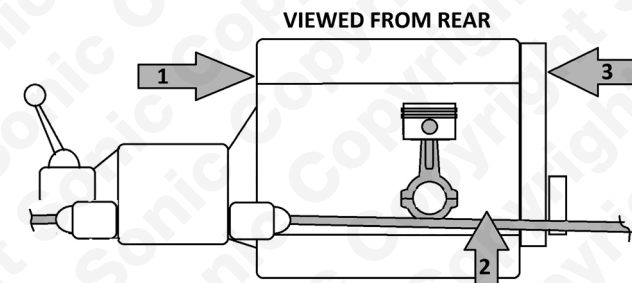
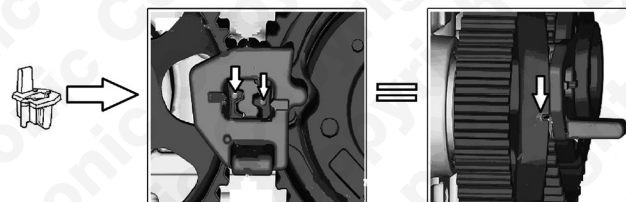
The following instructions are for guidance only. Please refer to OEM derived data such as the vehicles manufactures own data or Autodata. The use of these engine timing tools is purely down to the user's discretion and Sonic cannot be held responsible for any damage caused what so ever.



Align the timing marks according to the manufacturer's instructions and fit the crankshaft alignment tool 2 as shown.



Set the camshaft in position using component 3 as shown



Use component 1 to set the cam shaft positions relative to each other

