

Applications

Make	Model	Year	Type
Fiat	500/500C	2003-2016	JTD MultiJet MultiJet 70 MultiJet 70 MultiJet 75 MultiJet 80 MultiJet 85 MultiJet 90 MultiJet 90 MultiJet 95
	500L		
	Doblo		
	Doblo Van		
	Grande Punto		
	Idea/Linea		
	Panda/Punto		
	Punto Classic		
	Punto Evo		
	Qubo		
Ford	Strada Pickup		
	Uno		
Ford	KA	2003-2016	JTD MultiJet MultiJet 70 MultiJet 70 MultiJet 75 MultiJet 80 MultiJet 85 MultiJet 90 MultiJet 90 MultiJet 95
Citroën	Nemo		
Peugeot	Bipper		
Lancia	Musa		
	Ypsilon		
Suzuki	Ignis		
	Splash		
	Swift		
	Wagon R+		
Opel/Vauxhall	Agila/B		
	Astra H/J		
	Combo-C/D		
	Corsa C/D/E		
	Meriva-A/B		
	Tigra-B		
	Zafira-B		

Engine Code

1.3	127A5.000, 146B1.000, 156A5.000, 169A1.000, 169A1.000 (FD4), 169A5.000, 188A8.000, 188A9.000, 199A2.000, 199A3.000, 199A9.000, 199B1.000, 199B2.000, 199B4.000, 223A9.000, 263A2.000, 312A8.000, 843A2.000, A130TC, A130TE, A130TR, A13FD, B130TC, B130TE, BAAA, BBAB, D13A, D13AA, F130TE5 (FHZ) LDV, LFS, LKU, LKV, LNV, LSF, Y130T, Z130T, Z130TH, Z130TI, Z130TJ
-----	----------------------------------------------------------------------------------------------------------------------------------------------------------------------------------------------------------------------------------------------------------------------------------------------------------------------------------------------------------------------

Our products are designed to be used correctly and with care for the purpose for which they are intended. No liability is accepted by Sonic for incorrect use of any of our products, and Sonic cannot be held responsible for any damage to personnel, property or equipment when using the tools. Incorrect use will also invalidate the warranty.

If applicable, the applications database and any instructional information provided has been designed to offer general guidance for a particular tool's use and while all attention is given to the accuracy of the data no project should be attempted without referring first to the manufacturer's technical documentation (workshop or instruction manual) or the use of a recognised authority such as Autodata.

It is our policy to continually improve our products and thus we reserve the right to alter specifications and components without prior notice. It is the responsibility of the user to ensure the suitability of the tools and information prior to their use.



Instructions

Engine Timing Kit  
Fiat, Opel, Ford, PSA JTD Diesel - 1.3



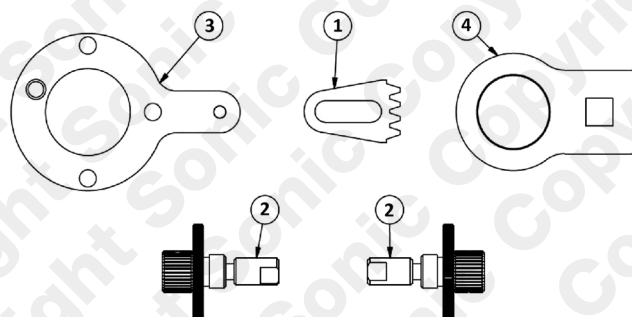
## 829039 - Engine Timing Kit

### Description:

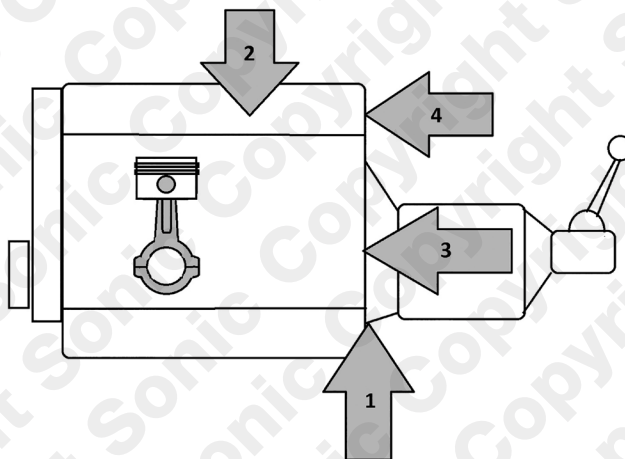
The 829039 Engine Timing Kit allows the valve timing to be set on the current 1.3 Multijet Fiat derived diesel engines found across the Fiat, Ford, Opel & PSA ranges.

### Components

Ref	Comp	OEM	Description
1	4880135	153A	Flywheel Holding Tool
2	4880183	21 860 985 000, EN 46781, 303-1472, 0104-A	Camshaft Alignment Tools x2
3	4880005	1 870 900 300, 303-1468, 0104-C	Crankshaft Alignment Tool
4	4880280	303-1475, 1 871 008 600	Camshaft Holding Tool



### Instructions



#### Component Descriptions:

Components 1 - Flywheel Holding Tool.

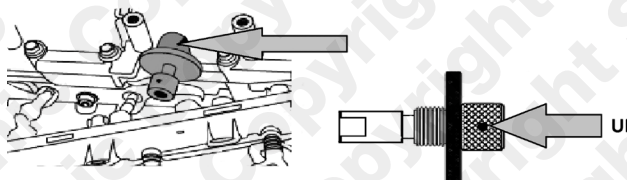
Component 1 bolts on to the engine block or gearbox bell housing and engages with the flywheel to lock the flywheel to allow removal of the front crankshaft pulley.

Component 2 - Camshaft Alignment Tools x2.

Access must first be gained to the blanking plugs that are positioned one on the front of the cam cover and one on the rear of the cam cover. Lift the high pressure fuel rail and engine wiring harness to gain access.

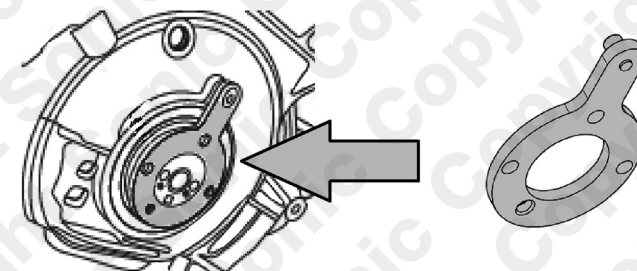
Remove the blanking plugs and screw the locking tools into place with the flats on the inner section of the tools horizontal. The tools are correctly fitted when the inner section of the tools can be easily pushed in with finger pressure.

**NOTE:** Never Tighten or Loosen camshaft fixings with component 2 fitted. Use Component 4 to hold the Camshafts.



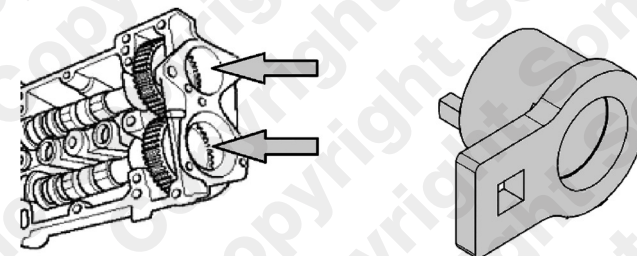
Components 3 - Crankshaft Alignment Tool.

Component 3 is used to lock the crankshaft in its timed position. Component 3 fits in place of the flywheel.



Component 4 - Camshaft Holding Tool.

Component 4 is used to hold the Camshafts while tightening or loosening any camshaft pulley fixings.



### Instructions

The following instructions are for guidance only. Please refer to OEM derived data such as the vehicles manufactures own data or Autodata. The use of these engine timing tools is purely down to the user's discretion and Sonic cannot be held responsible for any damage caused what so ever.

