

Applications

Make	Model	Year	Type
Ford	Fusion	2002-2016	Ti-VCT Ti-VCT S Ti-VCT S/S1600 Ti-VCT FFV 16V SCTi EcoBoost ST/Mountune Mountune EcoBoost GTDi EcoBoost 16V FFV LPG 16V LPG Hybrid
	C-MAX	2007-2015	
	Fiesta	2002-2016	
	Focus	1998-2016	
	Focus C-MAX	2003-2007	
	Mondeo	2007-2016	
	B-MAX	2012-2016	
	Galaxy	2010-2015	
	Grand C-MAX	2010-2015	
	Grand Tourneo Connect	2013-2015	
	Kuga	2013-2016	
	S-MAX	2010-2015	
	Tourneo Connect	2013-2015	
	Transit Connect	2013-2016	
	EcoSport	2013-2016	
	Transit	2006-2011	

Engine Code	
1.25	F8JA, F8JB, FUJA, FUJB, M7JA, M7JB, SNJA, SNJB, STJA, STJB
1.4	FXJA, FXJB, FXJA, FXJB, FXJC, FXJA, FXJB, UTJA, FXDA/C, FXDB/D, ASDA, ASDB, FXJA SPJD, SPJE, RTJC, RTJE, SPJA, SPJC, RTJA, RTJB
1.5	UEJB, M8DA, M8DB, M9DA, M9DB, M8MA, M9MA, UNCA, UNCB, UNCC, UNCD, UNCE UNCF
1.6	HXDA, HXDB, SIDA, HXJA, HXJB, HXJE, RVJA, U5JA, KGBA, PNBA, RHBA, IQDA, IQDB PND A, XTDA, MUDA, IQJA, JQDA, JQDB, JTDA, JTDB, JTJA, JTWA, JTWB, JOGA, JQMA JQMB, JTMA, JTBA, JTBB, FYJA, FYJB, FYJC, FYDA/C, FYDB/D, FYDH, HWDA, HWDB SHDA, SHDB, SHDC
2.0	UACA
2.3	GZFA, GZFB
2.5	YTMA

Our products are designed to be used correctly and with care for the purpose for which they are intended. No liability is accepted by Sonic for incorrect use of any of our products, and Sonic cannot be held responsible for any damage to personnel, property or equipment when using the tools. Incorrect use will also invalidate the warranty.

If applicable, the applications database and any instructional information provided has been designed to offer general guidance for a particular tool's use and while all attention is given to the accuracy of the data no project should be attempted without referring first to the manufacturer's technical documentation (workshop or instruction manual) or the use of a recognised authority such as Autodata.

It is our policy to continually improve our products and thus we reserve the right to alter specifications and components without prior notice. It is the responsibility of the user to ensure the suitability of the tools and information prior to their use.



Instructions

Engine Timing Kit
Ford Petrol 16V with VCT - 1.6



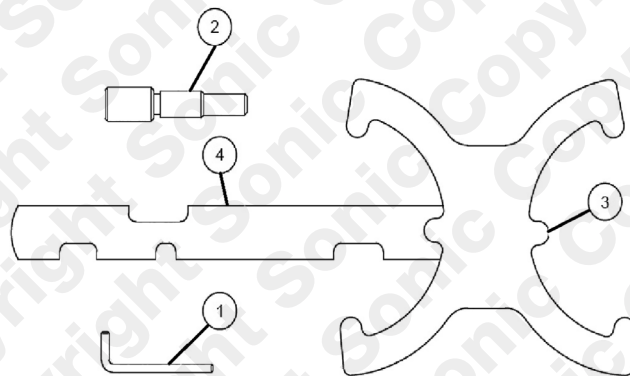
829045 - Engine Timing Kit

Description:

The 829045 has been developed to provide the essential tools required to set and time the main engine components when replacing the camshaft drive belts on the 1.25/1.4/1.5/1.6 16v petrol Ford Engines.


Components

Ref	Comp	OEM	Description
1	4880274	303-1054	Tensioner Locking Pin
2	4880049	303-748	Crankshaft Locking Pin - Ford
3	4880069	303-1097	Camshaft Sprocket Locking Tool
4	4880050	303-3768	Camshaft Alignment Strap



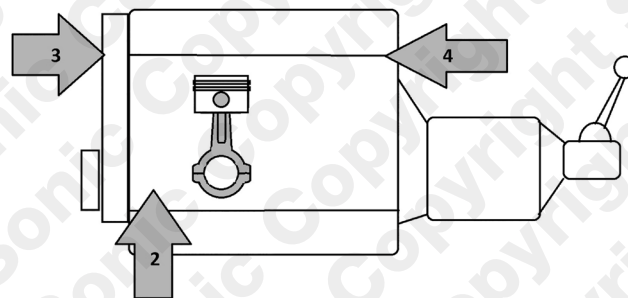
Instructions

The following instructions are for guidance only. Please refer to OEM derived data such as the vehicles manufactures own data or Autodata. The use of these engine timing tools is purely down to the user's discretion and Sonic cannot be held responsible for any damage caused what so ever.




Instructions

- Align all timing marks as described by OEM instructions.

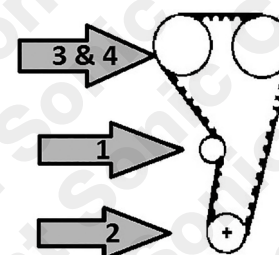
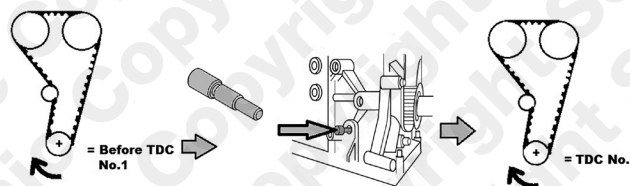


Component 1 - Tensioner Locking Pin

Component 1 is used to lock the camshaft drive belt in its fully retracted position.

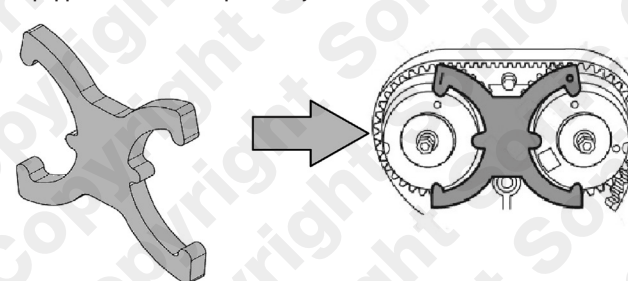


Component 2 - Crankshaft Locking Pin - Ford



Component 3 - Camshaft Sprocket Locking Tool

Component 3 is used to lock the camshaft pulleys on engines equipped with VVT independently of the camshafts.



Component 4 - Camshaft Locking Plate

Component 4 is used to lock the camshafts independently of the cam pulleys on engines fitted with variable valve timing. It fits in to slots in the cam shafts access after the cam box is removed.

