

Applications

Make	Model	Year	
Ford	B-Max	2015-2016	EcoBoost ECOnetic SCTi EcoBoost
	C-Max		
	EcoSport		
	Fiesta		
	Focus		
	Grand C-MAX		
	Grand Tourneo Connect		
	Tourneo Connect		
	Transit Connect		
	Transit Courier		

Engine Code

1.0	M1JA, SFJA, SFJB, M1DA, M2DA, P4JA, P4JB, XMJA, XMJB, M1JE, M2GA
-----	--

Our products are designed to be used correctly and with care for the purpose for which they are intended. No liability is accepted by Sonic for incorrect use of any of our products, and Sonic cannot be held responsible for any damage to personnel, property or equipment when using the tools. Incorrect use will also invalidate the warranty.

If applicable, the applications database and any instructional information provided has been designed to offer general guidance for a particular tool's use and while all attention is given to the accuracy of the data no project should be attempted without referring first to the manufacturer's technical documentation (workshop or instruction manual) or the use of a recognised authority such as Autodata.

It is our policy to continually improve our products and thus we reserve the right to alter specifications and components without prior notice. It is the responsibility of the user to ensure the suitability of the tools and information prior to their use.

ART NO. 829052

sonic
equipment

Instructions

Variable Valve Setting Kit Ford Petrol VCT Ecoboost - 1.0



WWW.SONIC-EQUIPMENT.COM

WWW.SONIC-EQUIPMENT.COM

WWW.SONIC-EQUIPMENT.COM

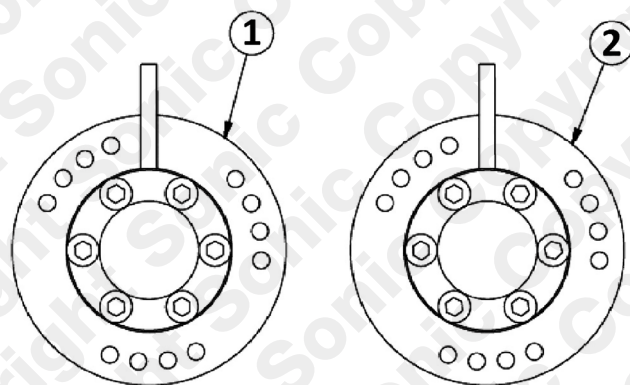
829052 - Variable Valve Setting Kit

Description:

Specifically designed for the new Ford 1.0lt 3 cylinder EcoBoost engines, and used in conjunction with 829051 to assemble the VCT (Variable Camshaft Timing) units on the camshafts in their TDC position without play. Required to align the VCT units when they are assembled on the camshafts.

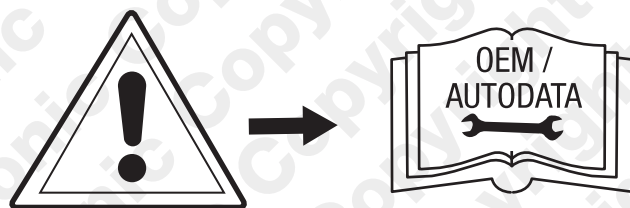
Components

Ref	Comp	OEM	Description
1	4880246	303-1606-1	Variable Camshaft Timing Locking Tool Assembly – Inlet
2	4880247	303-1606 -2	Variable Camshaft Timing Locking Tool Assembly – Exhaust



Instructions

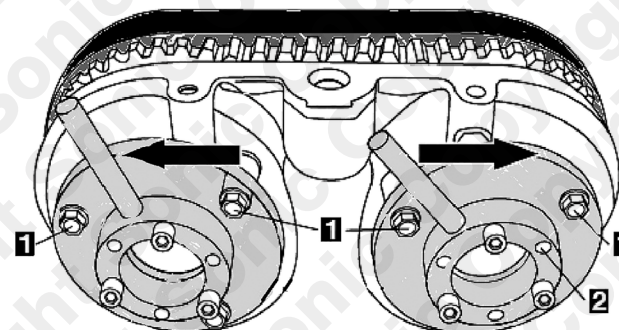
The following instructions are for guidance only. Please refer to OEM derived data such as the vehicles manufactures own data or Autodata. The use of these engine timing tools is purely down to the user's discretion and Sonic cannot be held responsible for any damage caused what so ever.



Instructions

- Always refer to manufacturer specific data and instructions
- Turn engine to TDC No.1 cylinder before disassembly of engine
- Used with the front engine cover fitted. Component Descriptions: Components

VARIABLE CAMSHAFT TIMING LOCKING AND SETTING TOOLS 1&2
Components (1&2) are used to hold



COMPONENT 1& 2

Used to set up the Variable Camshaft Timing pulleys (VCT). The special tool set 829052 is used in conjunction with 829051 engine timing kit to assemble the VCT (Variable Camshaft Timing) pulleys in to their camshafts at TDC.

After assembly of the camshaft drive belt, belt tensioner, front cover, oil seal and crankshaft front pulley with the crankshaft and camshaft still locked at TDC fit components 1&2 as shown and tighten bolts (1) to 10Nm. Turn the inlet tool anti-clockwise and the exhaust tool clockwise to remove any play. Tighten the VCT fixings (2) to the correct torque as described by OEM instructions.

N.B: refer to OEM data and information for full instruction.

