

Applications

Make	Model	Year	Type
Audi	A3 (Third generation)	2012-2016	TDI CR
	A4		
Seat	Leon III		
Volkswagen	Golf VII		
Skoda	Octavia		

Engine Code

1.4	CUSA, CUSB, CUTA
1.6	CLHA, CLHB, CRKA, CRKB
2.0	CKFC, CKFB, CRBC, CRBD, CRFA, CRFC, CRLB, CRLC, CRMB, CRVA, CRVC, CSUA, CSUB, CUNA, CUPA

Our products are designed to be used correctly and with care for the purpose for which they are intended. No liability is accepted by Sonic for incorrect use of any of our products, and Sonic cannot be held responsible for any damage to personnel, property or equipment when using the tools. Incorrect use will also invalidate the warranty.

If applicable, the applications database and any instructional information provided has been designed to offer general guidance for a particular tool's use and while all attention is given to the accuracy of the data no project should be attempted without referring first to the manufacturer's technical documentation (workshop or instruction manual) or the use of a recognised authority such as Autodata.

It is our policy to continually improve our products and thus we reserve the right to alter specifications and components without prior notice. It is the responsibility of the user to ensure the suitability of the tools and information prior to their use.

ART NO. 829068

sonic
equipment

Instructions

Engine Timing Kit VAG Diesel CR (2012 on) - 1.6, 2.0



WWW.SONIC-EQUIPMENT.COM

WWW.SONIC-EQUIPMENT.COM

WWW.SONIC-EQUIPMENT.COM

829068 - Engine Timing Kit

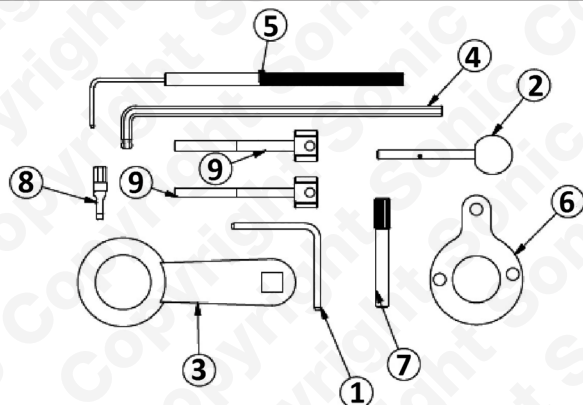
Description:

The 829068 kit has been designed to offer the timing tools required for the popular 1.6/2.0 TDi VAG engines to include the latest versions. From 2013 on.

The 829068 is a 9 piece kit consisting of the components required to lock the crankshaft, Cam pulley and fuel pump pulley in their timed positions to allow the removal and replacement of the camshaft timing belt. 829068 also includes the special VAG sump plug removal tool designed specifically for the plastic sump and timing plugs used on the later 1.6/2.0 TDi CR diesel engines.

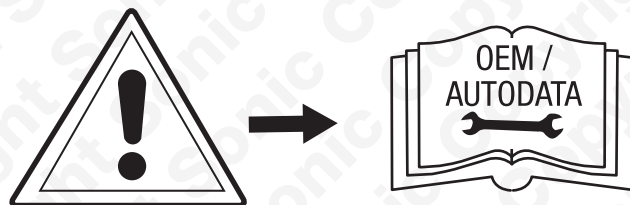
Components

Ref	Comp	OEM	Description
1	4880157	T10060a	Auxiliary Drive Tensioner Pin
2	4880092	3359	Camshaft Pulley Timing Pin
3	4880152	T10051	High Pressure Fuel Pump Sprocket Holding Tool
4	4880197	T10264	6Mm Ball Ended Hex Key
5	4880196	T10265	2.5Mm Cam Belt Tensioner Locking Tool
6	4880304	T10490	Crankshaft Timing Tool
7	4880096		Pin For 6
8	4880305	T10549	Plastic Sump & Timing Plug Removal Tool
9	4880308	T10492	Fuel Pump Locking Tool & Front Camshaft Alignment Pin

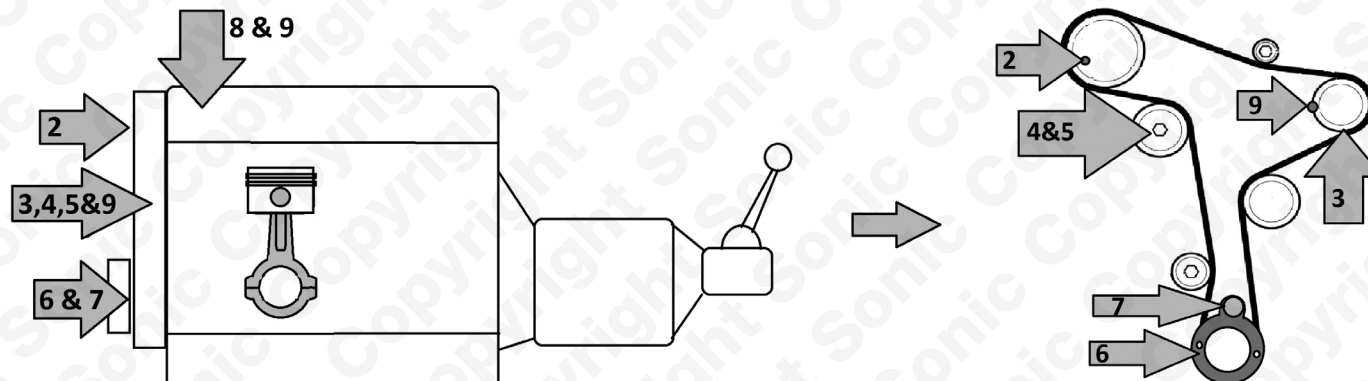


Instructions

The following instructions are for guidance only. Please refer to OEM derived data such as the vehicles manufactures own data or Autodata. The use of these engine timing tools is purely down to the user's discretion and Sonic cannot be held responsible for any damage caused what so ever.



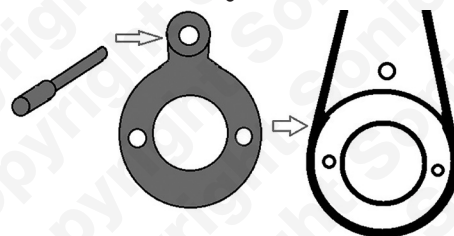
Instructions



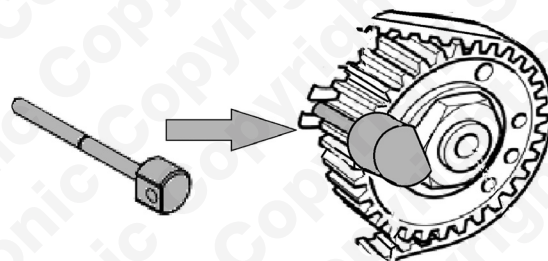
NOTE:

- Use component 1 to lock the auxiliary belt tensioner in its fully retracted position.

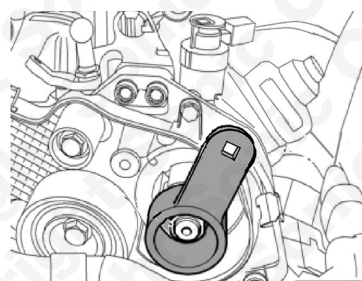
Align the timing marks according to the manufacturer's instructions and fit the crankshaft alignment tools 6 and 7 as shown.



Set the fuel pump sprocket position using one of 9 as shown

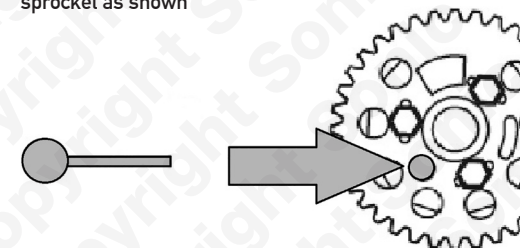


Use component 3 to hold the fuel pump pulley if removal is required.

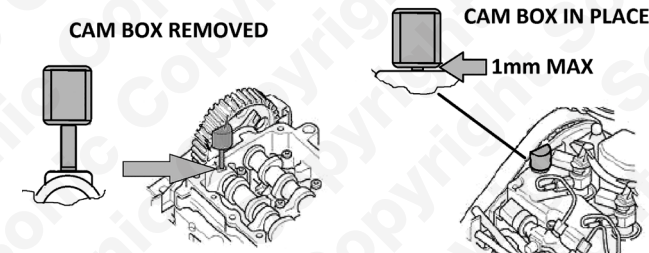


WWW.SONIC-EQUIPMENT.COM

Set the rear camshaft position using component 2 to lock the camshaft sprocket as shown



Set the front camshaft position from the top of the engine as shown using component 9. This can be done with the cam cover in place or removed.



Use components 4 and 5 to set the belt tensioner position.

