

Applications

Make	Model	Year	Type
Alfa Romeo	Mito	2008-2015	JTDM/JTDM-2
Chevrolet	Aveo	2011-2015	VCDi
Chrysler	Ypsilon	2011-2015	MultiJet
Citroen	Nemo	2010-2015	HDi
Fiat	Doblo	2005-2015	JTD MultiJet MultiJet 75 MultiJet 80 MultiJet 85 MultiJet 90 MultiJet 95
	Doblo Cargo	2005-2015	
	Fiorino	2008-2015	
	Linea	2007-2014	
	Qubo	2008-2015	
	500L/500L Living/500L MPW	2007-2015	
	Grande Punto	2007-2012	
	Idea	2009-2012	
	Panda/Panda Classic	2010-2013	
	Punto	2012-2015	
	Punto Evo	2009-2012	
Ford	Strada Pick-up	2006-2015	TDCi
	500/500C	2009-2015	
	Ka	2008-2015	
	Astra-H	2009-2012	
	Astra-J	2009-2015	
	Combo-C	2009-2012	
	Corsa-C	2003-2007	
	Meriva-A	2009-2010	
	Meriva-B	2010-2015	
	Zafira-B	2006-2010	
	Agila	2003-2008	CDTi ecoFLEX CDTi
Opel/Vauxhall	Agila-B	2008-2010	
	Combo-C	2003-2012	
	Corsa-D	2006-2014	
	Meriva-A	2003-2010	
	Tigra-B	2004-2010	
	Combo-D	2012-2015	
	Corsa-E	2015-	
Peugeot	Bipper	2010-2015	HDi
Suzuki	Ignis	2003-2009	DDiS
	Splash	2008-2011	
	Swift	2004-2015	
	Wagon R+	2003-2008	

Engine Code

Alfa Romeo/Fiat	169A1.000, 169A1.000 (FD4) / BAAA/B, 169A5.000, 188A8.000, 188A9.000, 199A2.000, 199A3.000, 199A9.000, 199B1.000, 199B2.000, 199B4.000, 223A9.000, 263A2.000
Opel/Suzuki/Chevrolet	A13DTC, A13DTE, A13DTR, BBAB, D13A, D13AA, LDV/A13DTC, LKU/B13DTE, LKV/B13DTC, LN9 (263A2.000), LN9/A13FD (263A2.000), LSF/A13DTC, LSF/A13DTE, LSF/A13DTR, Y13DT, Z13DT, Z13DTE, Z13DTH, Z13DTI, Z13DTR
Citroën/Peugeot	F13DTE5 (FHZ), FHZ (F13DTE5)

Our products are designed to be used correctly and with care for the purpose for which they are intended. No liability is accepted by Sonic for incorrect use of any of our products, and Sonic cannot be held responsible for any damage to personnel, property or equipment when using the tools. Incorrect use will also invalidate the warranty.

If applicable, the applications database and any instructional information provided has been designed to offer general guidance for a particular tool's use and while all attention is given to the accuracy of the data no project should be attempted without referring first to the manufacturer's technical documentation (workshop or instruction manual) or the use of a recognised authority such as Autodata.

It is our policy to continually improve our products and thus we reserve the right to alter specifications and components without prior notice. It is the responsibility of the user to ensure the suitability of the tools and information prior to their use.

sonic

equipment

Instructions

Engine Timing Kit

Opel/Fiat/Ford/PSA Diesel JTD/HDi - 1.3



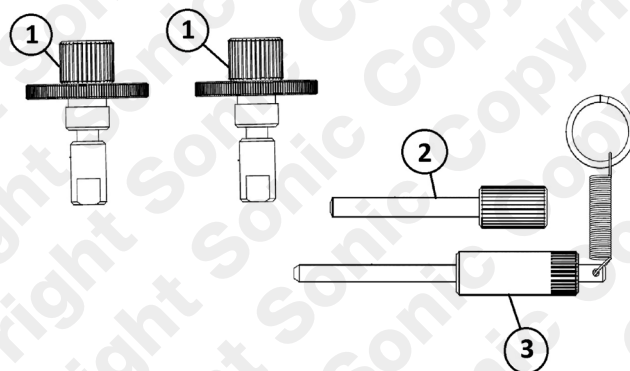
829063 - Engine Timing Kit

Description:

This is an essential engine timing tool set that provides the camshaft and crankshaft timing tools only.

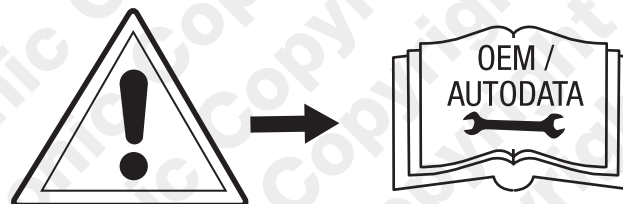
Components

Ref	Comp	OEM	Description
1	4880309	T10494	Camshaft Alignment Tool
2	4880199	T10340	Crankshaft Alignment Pin



Instructions

The following instructions are for guidance only. Please refer to OEM derived data such as the vehicles manufactures own data or Autodata. The use of these engine timing tools is purely down to the user's discretion and Sonic cannot be held responsible for any damage caused what so ever.

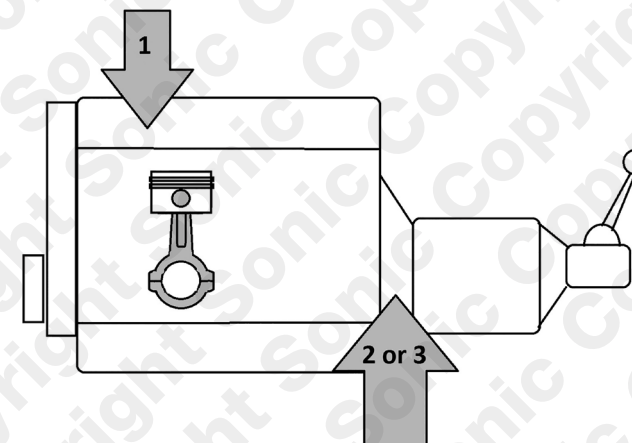
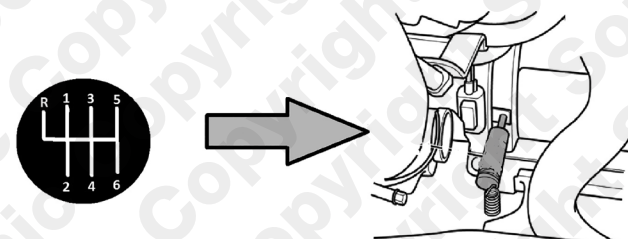
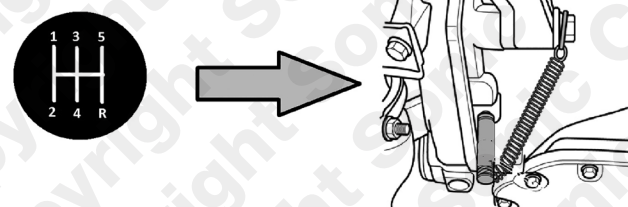


WARNING: Do not attempt to loosen or tighten any fixings on the camshaft or crankshaft using these tools to lock the shafts as this will cause damage.

Instructions:

- Ensure timing marks are in their timed positions.

Crankshaft Alignment PIN (3) –



Crankshaft Setting Pin (2). Used on Fiat engines

Camshaft Alignment Tool (1).

Access must first be gained to the blanking plugs that are positioned one on the front of the cam cover and one on the rear of the cam cover. Lift the high pressure fuel rail and engine wiring harness to gain access.

Remove the blanking plugs and screw the locking tools into place with the flats on the inner section of the tools horizontal. The tools are correctly fitted when the inner section of the tools can be easily pushed in with finger pressure.

