

Applications

Make	Model	Year	
Honda	Civic	1991-1995	VTI VTEC
	Accord	1993-2003	
	Prelude	1992-2001	
	Shuttle	1995-2001	
	Odyssey	1998-2001	

Engine Code

Honda	B16A1, B18C6, F18A2, F18A3, F18B2, F20A2, F20A3, F20A6, F20A7, F20A8, F20B3, F20B5, F20B6, F20B7, F20Z1, F20Z2, F20Z3, F22Z2, F22B5, F22B8, H22A2, H22A5, H22A7, H22A8, F23A7, F23Z5, H23A2, H23A3
-------	--

Our products are designed to be used correctly and with care for the purpose for which they are intended. No liability is accepted by Sonic for incorrect use of any of our products, and Sonic cannot be held responsible for any damage to personnel, property or equipment when using the tools. Incorrect use will also invalidate the warranty.

If applicable, the applications database and any instructional information provided has been designed to offer general guidance for a particular tool's use and while all attention is given to the accuracy of the data no project should be attempted without referring first to the manufacturer's technical documentation (workshop or instruction manual) or the use of a recognised authority such as Autodata.

It is our policy to continually improve our products and thus we reserve the right to alter specifications and components without prior notice. It is the responsibility of the user to ensure the suitability of the tools and information prior to their use.

ART NO. 829053

sonic
equipment

Instructions

Engine Timing Kit

Honda Petrol SOHC/DOHC - 1.6, 1.8, 2.0,
2.2, 2.3, 3.0



WWW.SONIC-EQUIPMENT.COM

WWW.SONIC-EQUIPMENT.COM

WWW.SONIC-EQUIPMENT.COM

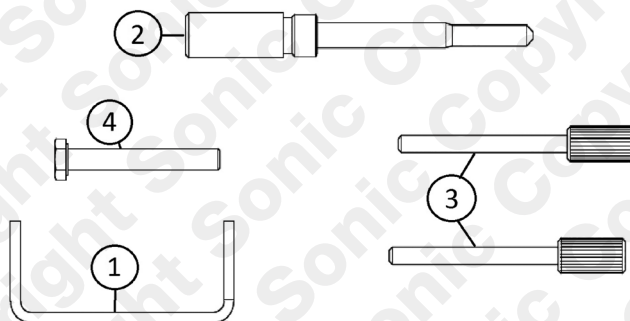
829053 - Engine Timing Kit

Description:

The 829053 has been designed to offer not only the special tools listed by Honda for the applications listed but also the correctly sized M6 bolt that is required to lock the sprung loaded cam belt tensioners found on many of the listed applications.

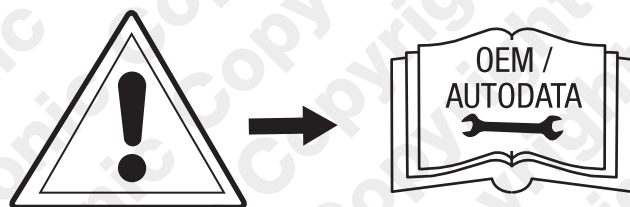
Components

Ref	Comp	OEM	Description
1	4880236	14540-P13-003	Tensioner Clamp
2	4880001	07LAG-PT20100 / 18G1671	Balance Shaft Locking Tool
3	4880090	07744-0010400	Camshaft Setting Pins
4	4880073		M6 Set Screw



Instructions

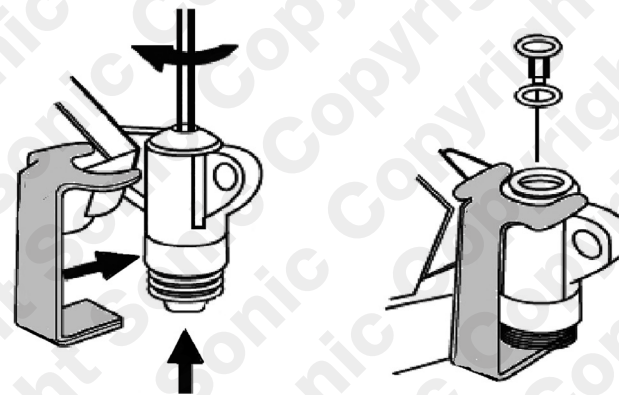
The following instructions are for guidance only. Please refer to OEM derived data such as the vehicles manufactures own data or Autodata. The use of these engine timing tools is purely down to the user's discretion and Sonic cannot be held responsible for any damage caused what so ever.



Instructions

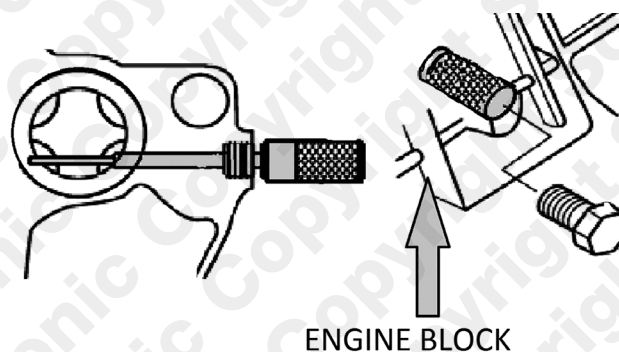
TENSIONER CLAMP (1)

Component (1) is used to hold the cam belt tensioner in its compressed state whilst removing and fitting the belt. Particularly relevant to the H22A2/5/6 and 8 engine



BALANCE SHAFT LOCKING TOOL (2)

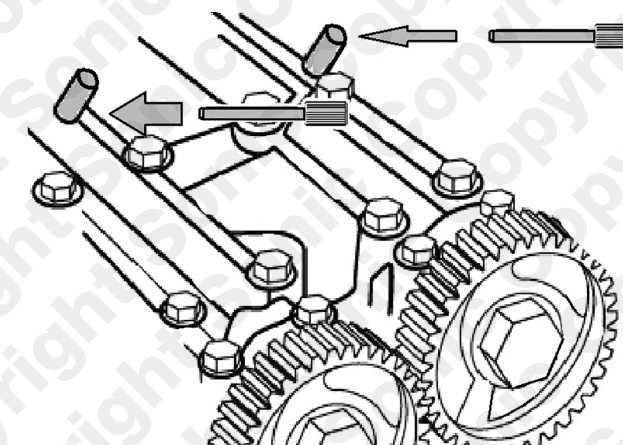
Component 2 is a specially designed pin used to lock the balancer shaft. The access point is in the side of the block as shown



ENGINE BLOCK

CAMSHAFT SETTING PINS (3)

Used to lock the camshafts in their set position on twin cam engines.



M6 SET SCREW (4)

M6 Setscrew designed to clamp the belt tensioner in its retracted position. (Swing type tensioner).

