

Applications

Make	Model	Year	Type
Citroën	C5/II/III	2000-2011	4x2 16V Bioflex GTi 180/RC HPi
	Xsara/II/Picasso	1999-2007	
	C4 Picasso/Grand Picasso	2006-2009	
	C4/Sedan	2004-2011	
	C8	2002-2010	
Peugeot	Dispatch/Jumpy I/II/III	2000-2011	4x2 16V Bioflex GTi 180/RC HPi
	206/CC	1998-2007	
	307/CC	2001-2009	
	406/Coupe	1999-2006	
	607	2000-2009	
	806	2000-2002	
	807	2002-2010	
	Expert I/II/III	2000-2011	
	308	2008-2011	4x2 16V Bioflex GTi 180/RC HPi
	407/Coupe	2004-2011	

Engine Code	
1.8	6FZ (EW7J4), 6FY (EW7A), EW7A (6FY), EW7J4 (6FZ)
2.0	EW10A (RFJ), RFJ (EW10A), RFX (EW10J4S), EW10J4S (RFX), EW10J4 (RFN), EW10J4 (RFR), EW10J4/L5 (RFN), RFN (EW10J4), RFN (EW10J4/L5), RFN (EW10J4/L4/5), RLZ (EW10D), EW10D (RLZ)
2.2	EW12J4 (3FY), EW12J4 (3FZ), EW12J4/L5 (3FZ), 3FZ (EW12J4/L5)

Our products are designed to be used correctly and with care for the purpose for which they are intended. No liability is accepted by Sonic for incorrect use of any of our products, and Sonic cannot be held responsible for any damage to personnel, property or equipment when using the tools. Incorrect use will also invalidate the warranty.

If applicable, the applications database and any instructional information provided has been designed to offer general guidance for a particular tool's use and while all attention is given to the accuracy of the data no project should be attempted without referring first to the manufacturer's technical documentation (workshop or instruction manual) or the use of a recognised authority such as Autodata.

It is our policy to continually improve our products and thus we reserve the right to alter specifications and components without prior notice. It is the responsibility of the user to ensure the suitability of the tools and information prior to their use.



Instructions

Engine Timing Kit PSA Petrol (EW) - 2.0, 2.2 16V



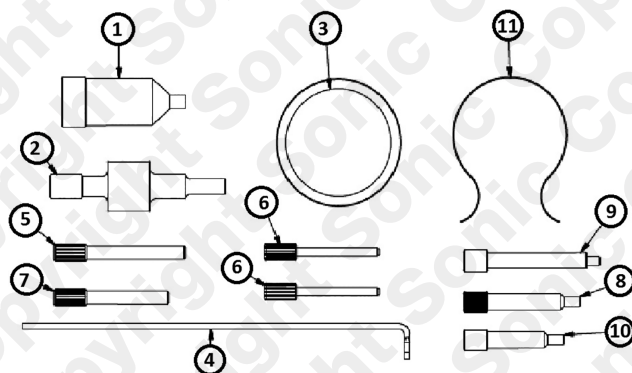
829038 - Engine Timing Kit

Description:

The 829038 Engine Timing Kit allows the valve timing to be set and maintained during cam belt replacement on the popular EW coded PSA engines used across the Citroën and Peugeot ranges.


Components

Ref	Comp	OEM	Description
1	4880055	0189C	Flywheel Locking Pin
2	4880074	0189R	Flywheel Locking Pin
3	4880075	0189S1	Tensioner Adjuster - Assembly
4	4880076	0189S2	Tension Gauge
5	4880097	0132AJ2, 0188M, 4533TAC2	Camshaft Locking Pin (8mm x 60)
6	4880090	0132AB, 0178D, 4527-TS2	Camshaft Setting Pin (5mm x 50) x2
7	4880096	5711-TD	Locking Pin (8mm x 70 Long)
8	4880099	0189AZ	Camshaft Timing Pin
9	4880100	0189L	Camshaft Timing Pin
10	4880098	0189A	Camshaft Timing Pin
11	4880112	0188K, 0132AK, 0153AK, 0187J, 4533-TAD	Timing Belt Retaining Clip

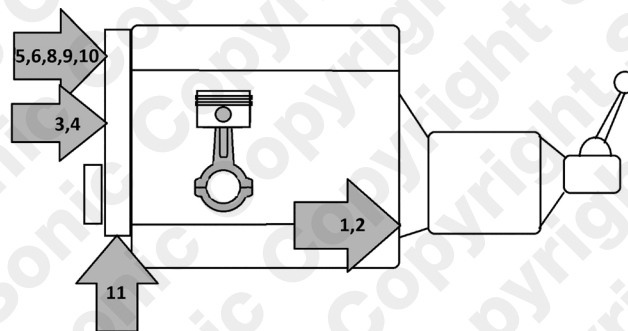


Instructions


The following instructions are for guidance only. Please refer to OEM derived data such as the vehicles manufactures own data or Autodata. The use of these engine timing tools is purely down to the user's discretion and Sonic cannot be held responsible for any damage caused what so ever.



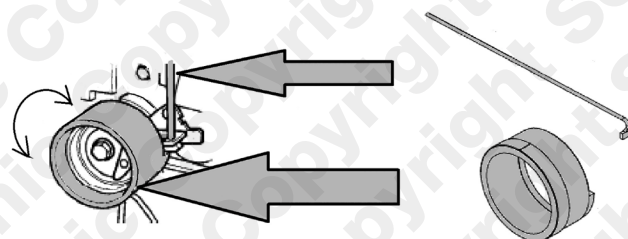
Instructions



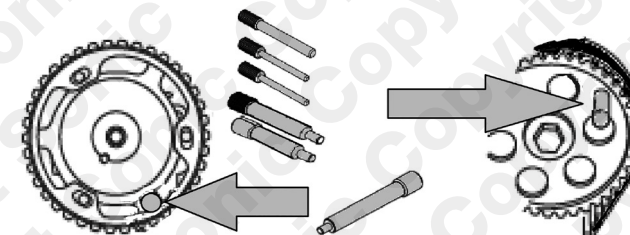
Component Descriptions:
Components 1 & 2 - Flywheel Locking Pin.



Components 3 & 4 - Tensioner Tools



Components 5,6,8,9 & 10 - Camshaft Timing Pins.



Component 11 - Timing Belt Retaining Clip.
Component 2 is used to hold the new belt in place on the crankshaft while fitting the belt around the camshaft pulleys.

