

Applications

Make	Model
Audi	A3
	A3 Cabrio
	TT
	Q3
Seat	Alhambra
	Altea
	Exeo
	Leon
	Toledo
Skoda	Octavia II
	Superb III
	Yeti
Volkswagen	Eos
	Golf VI
	Passat CC
	Passat Alltrack
	Sharan
	Beetle
	CC
	Scirocco
	Tiguan

Engine Code

1.8	CDAA, CDHA, CDHB, CJEB, CDAB, CGYA
2.0	CCZA, CDNB, CDNC, CFKA, CCZC, CPSA, CESA, CETA, CCZB, CDND, CCZD

Our products are designed to be used correctly and with care for the purpose for which they are intended. No liability is accepted by Sonic for incorrect use of any of our products, and Sonic cannot be held responsible for any damage to personnel, property or equipment when using the tools. Incorrect use will also invalidate the warranty.


If applicable, the applications database and any instructional information provided has been designed to offer general guidance for a particular tool's use and while all attention is given to the accuracy of the data no project should be attempted without referring first to the manufacturer's technical documentation (workshop or instruction manual) or the use of a recognised authority such as Autodata.

It is our policy to continually improve our products and thus we reserve the right to alter specifications and components without prior notice. It is the responsibility of the user to ensure the suitability of the tools and information prior to their use.



Instructions

Timing Chain Tensioner Lever VAG Petrol TFSi - 1.8/2.0



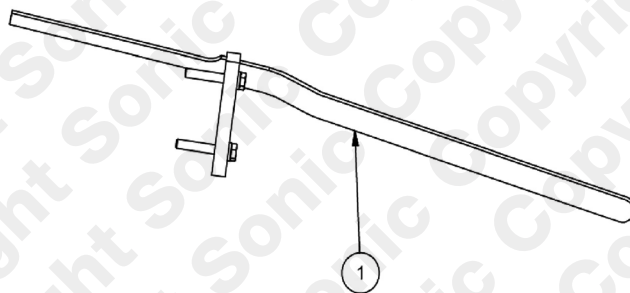
829093 - Timing Chain Tensioner Lever

Description:

The 829093 is a specially designed Tensioner Lever for later Generation III 1.8 & 2.0 4v TFSI engines. This one piece lever allows the user to push back the timing chain tensioner without removing the front engine cover. The 829093 is the Sonic equivalent to the VAG original equipment number T40243.


Components

Ref	Comp	OEM	Description
1	829093	T40243	Tensioner Lever



Instructions

The following instructions are for guidance only. Please refer to OEM derived data such as the vehicles manufactures own data or Autodata. The use of these engine timing tools is purely down to the user's discretion and Sonic cannot be held responsible for any damage caused what so ever.



Bolt the lever to the engine block as shown and lever the tensioner back. Use a suitable pin to lock the tensioner in its retracted position.

