

Applications

Make	Model	Year	Type
Mercedes	C-Class	2014-2015	C180 BlueTec
Nissan	Primastar	2006-2015	dCi CDTi
	Qashqai/+2	2007-2014	
	X-Trail	2007-2014	
	NV400	2011-2016	
	Qashqai	2014-2016	
Opel/Vauxhall	Vivaro-A	2006-2014	CDTi
	Movano-B	2010-2016	CDTi
	Vivaro-B	2014-2016	Bi-CDTi
Renault	Espace IV	2006-2015	dCi GT dCi dCi 175
	Grand Espace IV	2006-2015	
	Koleos	2008-2015	
	Laguna II	2005-2007	
	Laguna III	2007-2015	
	Latitude	2010-2015	
	Megane II	2006-2010	
	Megane III	2009-2015	
	Scenic II	2006-2009	
	Grand Scenic II	2006-2009	
	Scenic III	2009-2015	
	Grand Scenic III	2009-2015	
	Trafic II	2006-2015	
	Vel Satis	2005-2010	
	Master III	2010-2016	
	Espace V	2015-2016	
	Fluence	2013-2015	
	Megane III	2012-2016	
	Trafic III	2014-2016	

Engine Code	
1.6	626.951, LWU/R9M, LWX/R9M, LWY/R9M, LWZ/R9M, R9M, R9M 402, R9M 404, R9M 408, R9M 409, R9M 410, R9M 413, R9M 450, R9M 452
2.0	M9R, M9R 610, M9R 613, M9R 615, M9R 630, M9R 692, M9R 700, M9R 721, M9R 722, M9R 724, M9R 740, M9R 742, M9R 744, M9R 746, M9R 748, M9R 754, M9R 756, M9R 760, M9R 761, M9R 762, M9R 763, M9R 780, M9R 782, M9R 784, M9R 786, M9R 788, M9R 800, M9R 802, M9R 803, M9R 804, M9R 805, M9R 806, M9R 808, M9R 809, M9R 811, M9R 812, M9R 814, M9R 815, M9R 816, M9R 817, M9R 820, M9R 824, M9R 828, M9R 830, M9R 832, M9R 833, M9R 834, M9R 835, M9R 836, M9R 838, M9R 839, M9R 844, M9R 845, M9R 846, M9R 849, M9R 854, M9R 855, M9R 856, M9R 857, M9R 858, M9R 859, M9R 865, M9R 866
2.3	LOB/M9T, LOC/M9T, L2U/M9T, LOD/M9T, LP6/M9T, LW7/M9T, LWJ/M9T, LWK/M9T, LWL/M9T, M9T 670, M9T 672, M9T 676, M9T 678, M9T 680, M9T 686, M9T 690, M9T 692, M9T 694, M9T 696, M9T 698, M9T 700, M9T 702, M9T 706, M9T 708, M9T 870, M9T 880, M9T 890, M9T 896, M9T 898

Our products are designed to be used correctly and with care for the purpose for which they are intended. No liability is accepted by Sonic for incorrect use of any of our products, and Sonic cannot be held responsible for any damage to personnel, property or equipment when using the tools. Incorrect use will also invalidate the warranty.

If applicable, the applications database and any instructional information provided has been designed to offer general guidance for a particular tool's use and while all attention is given to the accuracy of the data no project should be attempted without referring first to the manufacturer's technical documentation (workshop or instruction manual) or the use of a recognised authority such as Autodata.

It is our policy to continually improve our products and thus we reserve the right to alter specifications and components without prior notice. It is the responsibility of the user to ensure the suitability of the tools and information prior to their use.

829056



5 018341 060336 >

ART NO. 829056

sonic
equipment

Instructions

Engine Timing kit Renault/Opel/Nissan Diesel (Chain Drive) - 1.6, 2.0, 2.3



WWW.SONIC-EQUIPMENT.COM

WWW.SONIC-EQUIPMENT.COM

WWW.SONIC-EQUIPMENT.COM

829056 - Engine Timing kit

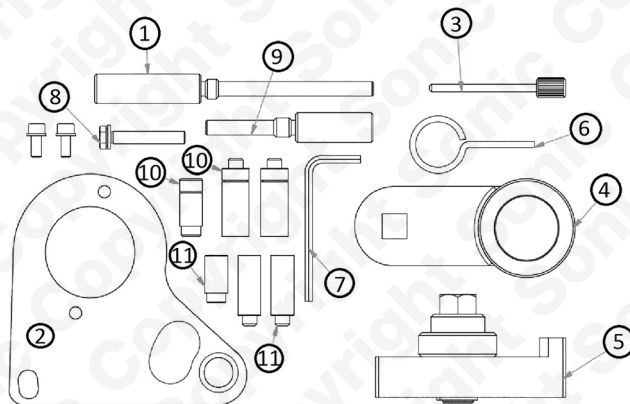
Description:

The 829056 has been specifically put together to allow the user to lock the engine components of the 1.6, 2.0 and 2.3 Renault engines used across the Renault, Opel and Nissan ranges.

The 829056 kit includes the essential tools required to allow the removal and replacement of the engine timing chain.


Components

Ref	Comp	OEM	Description
1	4880122	MOT 1766, EN48330	Crankshaft Locking Pin 2.0L/2.3L
2	4880119	MOT 1769, EN48332, MOT 1969 (1.6L)	Camshaft Alignment Tool (Use with 10 or 11)
3	4880121	KM 6130	Auxiliary Belt Tensioner Pin
4	4880118	MOT 1770, KM 956-1, EN-48334	Crankshaft Pulley Holding Tool
5	4880120	MOT 1773, EN48331	Camshaft Split Gear Alignment Tool
6	4880090		Chain Tensioner Locking Pin
7	4880210		Hex Key for 5
8	4880330		Bolt for 2
9	4880293	MOT 1970	Crankshaft Alignment Pin 1.6L
10		MOT 1969	For 1.6L Engines (R9M)
11		MOT 1769	For 2.0L/2.3L Engines (M9R/M9T)



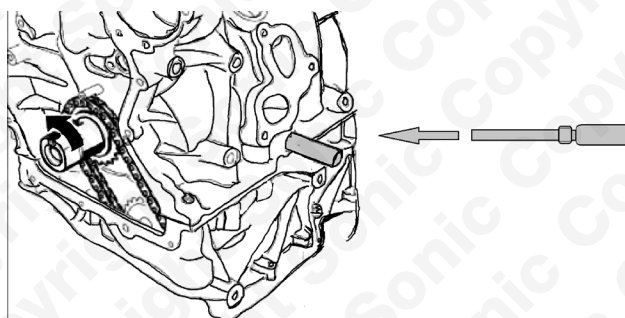
Instructions

The following instructions are for guidance only. Please refer to OEM derived data such as the vehicles manufactures own data or Autodata.
The use of these engine timing tools is purely down to the user's discretion and Sonic cannot be held responsible for any damage caused what so ever.

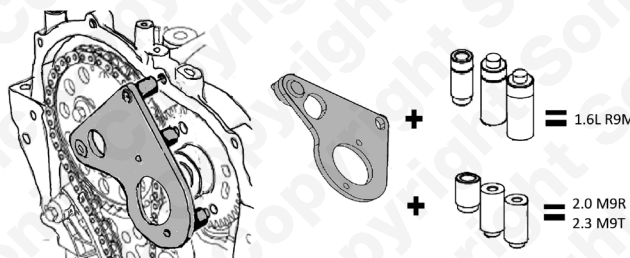


Crankshaft Locking PIN (1&9) Use pin 1 to align the crankshaft on the 2.0L and 2.3L engines.

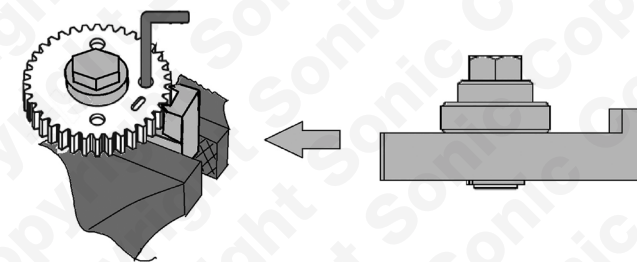
Use pin 9 to align the crankshaft on the 1.6L engines



Components 2/8/10 & 11: Camshaft Alignment Tool Use components 10 and 2 for the 1.6L R9M engines and use to align the camshafts.
For M9R and M9T use components 11 with component 2.



Components 5 & 7: Inlet Camshaft Gear Alignment Tool Use components 5 and 7 to align the gear teeth of the inlet cam gear prior to fitting to the engine. Use 5 mounted in a vice and push the gear into mesh with the teeth on 5. When the teeth are aligned fit component 7 into alignment hole as shown.



Component 4 - Crankshaft Pulley Holding Tool Used with a suitable 1/2 drive ratchet or bar to hold the crank pulley still whilst loosening or tightening the pulley fixing.